



FAST FACTS

ACADEMIC YEAR 2020-2021

HEADCOUNT ENROLLMENT *

Total 9,607

Credit: 6,634 (69%)
ESL: 1,105 (12%)
Community Education: 1,904 (20%)
Basic Skills (credit only): 225 (2%)

CLASSES OFFERED*

Total 1,835

Credit: 1,546 (84%)
ESL: 145 (8%)
Community Education: 147 (8%)
Basic Skills (credit only): 31 (2%)
Average Class Size: 17

* Categories include duplication;
Totals are unduplicated. All classes were
offered remotely due to the COVID-19
pandemic.

PROGRAMS OFFERED

Total 89

A.A. and A.S Degrees: 65
Certificates: 29

DEGREES AND CERTIFICATES (awarded for 2020-2021)

Total 430

A.A. and A.S. Degrees: 368 (including 161
Associate Degrees for Transfer) Certificates: 62

FACULTY, STAFF, AND ADMINISTRATORS (fall 2021)

Total Employees 630

Administrators: 34 Faculty: 319
Tenured/Tenure Track: 115
Temporary: 204 Classified: 181
Gender: Male: 41%; Female: 56%

Race/Ethnicity:

Asian: 7% Black/African American: 4%
Hispanic: 13% Multi-racial: 3%
Native American: 1% White: 54%
Native Hawaiian/Pacific Islander: <1%
Not Specified: 18%

GEOGRAPHIC LOCATION

Location	%
Marin Residents	83%
Central Marin	38%
Novato	18%
South Marin	14%
North San Rafael	10%
West Marin	2%
Outside Marin	17%

CREDIT STUDENT CHARACTERISTICS

Gender: Male 39%; Female 60%;
Other/Not Specified 1% Median Age: 23.29

Race/Ethnicity:

Asian 487 (7%) Black/African American: 207 (3%)
Hispanic: 1,985 (30%) Multi-racial: 408 (6%)
Native American: 14 (0.2%) White: 3,211 (48%)
Native Hawaiian/Pacific Islander: 13 (0.2%)
White: 3,211 (48%) Not Specified: 309 (5%)
With a Disability: 527 (8%) Veterans: 64 (1%)
First-generation: 1,500 (23%)
On Financial Aid: 2,243 (34%)
Athletes: 162 (2%) Enrolled Full-time: 921 (14%)
(Enrolled in 24 or more units in 2020-21)

EDUCATION GOAL

Degree, Transfer, or Certificate: 54%
Career Advancement: 16%
Basic Skills: 10%
Educational Development: 10%

INTERNATIONAL STUDENTS

Total: 68 (Representing 17 countries)
(Includes credit and noncredit students. No international students
in Community Education due to the pandemic.)

ENGLISH AS A SECOND LANGUAGE (credit and noncredit)

Credit: 57 (5%); Noncredit: 1,065 (96%)
Gender: Male: 33%; Female: 65%; Not Specified: 2%
Median Age: 28.8

Race/Ethnicity:

Asian: 85 (8%) Black/African American: 14 (1%)
Hispanic: 823 (75%) Multi-racial: 2 (0.2%)
Native Hawaiian/Pacific Islander: 0 (0%)
Native American: 1 (0.1%)
White: 75 (7%)
Not Specified: 105 (10%)

NUMBER OF STUDENTS WHO TRANSFERRED TO 4-YEAR INSTITUTIONS (2020-2021)

Total 338

Transfers by System:

UC: 113 CSU: 153
In-State Private: 25 Out of State: 47

Top Five Transfer Institutions:

San Francisco State: 59 UC Berkeley: 34
Sonoma State: 42 UC Davis: 25
UC Santa Barbara: 18

GEOGRAPHIC LOCATION

Marin Residents: 83%
Central Marin: 38%
Novato: 18%
Southern Marin: 14%
North San Rafael: 10%
West Marin: 2%
Outside Marin: 17%

Equal Opportunity Statement

The Marin Community College District is committed by policy not to discriminate on the basis of, or the perception of, race, ethnic group identification, ancestry, color, religion, age, gender, national origin, sexual orientation, disability (mental or physical), marital status, medical condition (cancer, genetic characteristics, or pregnancy), and status as a veteran, in any of its educational and employment programs and activities, its policies, practices, and procedures.

College of Marin students seeking instruction related disability accommodations should contact the Student Accessibility Services (SAS) Office, 415.485.9406.

Individuals seeking special assistance to accommodate a disability may call the Student Activities and Advocacy Office, 415.485.9376.

Marin Community College District Policy BP 3410 Nondiscrimination

The District is committed to equal opportunity in educational programs, employment, and all access to Institutional programs and activities.

The District, and each individual who represents the District, shall provide access to its services, classes, and programs without regard to national origin, religion, age, gender, race, color, gender identity, gender expression, medical condition, ancestry, sexual orientation, marital status, physical or mental disability, genetic information, or because he/she is perceived to have one or more of the foregoing characteristics, or based on association with a person or group with one or more of these actual or perceived characteristics. For more information on Marin Community College District's Nondiscrimination policy, please see Board Policy BP 3410.

Federal Income Tax Exemption IRC 501(c)(3) Public Charity Status

The Internal Revenue Service has granted Marin Community College District with a 501(c)(3) status, effective April 1, 1926. The Internal Revenue Service has approved the District to be tax-exempt from Federal income tax under the terms of section 501(c)(3) of the Internal Revenue Code. The Internal Revenue Service has classified the District as a public charity under Code 170(b)(1)(A)(ii).

Contributions to the District are deductible under section 170 of the Internal Revenue Code. The District is also qualified to receive tax deductible bequests, devises, transfers or gifts under section 2055, 2106 or 2522 of the Internal Revenue Code.



Marin Community College District Board of Trustees



Top row, left to right: Stephanie O'Brien, Diana Conti, Suzanne Brown Crow, Eva Long
Bottom row, left to right: Philip Kranenburg, Paul da Silva, Wanden P. Treanor

**MARIN COMMUNITY COLLEGE DISTRICT
ADOPTION BUDGET 2022-2023**

**MARIN COMMUNITY COLLEGE DISTRICT
BOARD OF TRUSTEES**

Ms. Stephanie O'Brien, President

Ms. Diana Conti, Vice President

Ms. Suzanne Brown Crow, Clerk

Dr. Eva Long, Trustee

Mr. Philip Kranenburg, Trustee

Dr. Paul da Silva, Trustee

Ms. Wanden Treanor, Trustee

Vacant, Student Trustee

Dr. David Wain Coon, Superintendent/President

This page intentionally left blank.

**MARIN COMMUNITY COLLEGE DISTRICT
ADOPTION BUDGET 2022-2023**

TABLE OF CONTENTS

	<u>Page</u>
Adoption Budget 2022-2023	
PART I Budget Assumptions and Highlights	1 - 13
PART II FTES Statistics, 2014-15 to 2021-22	14 - 15
PART III Summary of Funds	16 - 19
PART IV 2022-23 Unrestricted General Fund	
A. Four-Year Budget Forecast	20 - 21
B. Statement of Changes in Fund Balances	22 - 23
C. Statement of Sources of Funds	24 - 25
D. Statement of Uses of Funds	26 - 37
E. Community Services	38 - 39
F. Restricted Programs	40 - 44
PART V 2022-23 Special Fund/Program Budgets	
A. Overview	45
B. Narrative Text and Financial Statements	46 - 93
PART VI Information Documents	
A. Overview	95
B. Gann Appropriation Limit Worksheet	96 - 97
C. 2022-23 Authorized Staffing	99 - 119
D. 2021-22 Actual Total Compensation	120 - 185
E. 2021-22 Average Employer Benefit Rates	186
F. Dictionary of Accounting and Budgeting Terms	187 - 208

This page intentionally left blank.

**MARIN COMMUNITY COLLEGE DISTRICT
ADOPTION BUDGET 2022-2023**

**PART I – Budget Assumptions and Highlights
BUDGET ASSUMPTIONS**

REVENUE ASSUMPTIONS	FY 2022-2023 ESTIMATED ASSUMPTIONS	FY 2023-2024 ESTIMATED ASSUMPTIONS	FY 2024-2025 ESTIMATED ASSUMPTIONS	FY 2025-2026 ESTIMATED ASSUMPTIONS
Secured Property Taxes CCPI	County Estimate	2.0%	2.0%	2.0%
Supplemental Tax Growth	Flat	Flat	Flat	Flat
Unsecured Tax Growth	County Estimate	Flat	Flat	Flat
Prior Year Tax Growth	Flat	Flat	Flat	Flat
Enrollment Fee:				
Resident	\$ 46	\$ 46	\$ 46	\$ 46
Non-Resident Tuition	\$ 280	\$ 281	\$ 282	\$ 283
Non-Resident Capital Outlay Fee	\$ 75	\$ 78	\$ 80	\$ 82
Transportation Fee per FT Student	\$40/semester	\$40/semester	\$40/semester	\$40/semester
Parking Fee:				
Primary Term	\$ 46	\$ 46	\$ 46	\$ 46
Summer	\$ 30	\$ 30	\$ 30	\$ 30
Daily	\$ 4	\$ 4	\$ 4	\$ 4
Health Fee:				
Primary Term	\$ 23	\$ 23	\$ 23	\$ 23
Summer	\$ 20	\$ 20	\$ 20	\$ 20
Technology Fee per semester	\$ 10	\$ 10	\$ 10	\$ 10
Lottery Income/Estimated FTES:				
Prop 20	\$ 67	\$ 67	\$ 67	\$ 67
Non-prop 20	\$ 170	\$ 170	\$ 170	\$ 170
State Allocations (% of prior year amount)	90%-100%	100%	100%	100%
Prop 30 – Educational Protection Act	\$100 per FTE	\$100 per FTE	\$100 per FTE	\$100 per FTE
Bookstore Commission	0	0	0	0

**MARIN COMMUNITY COLLEGE DISTRICT
ADOPTION BUDGET 2022-2023**

EXPENDITURE ASSUMPTIONS	FY 2022-2023 ESTIMATED ASSUMPTIONS	FY 2023-2024 ESTIMATED ASSUMPTIONS	FY 2024-2025 ESTIMATED ASSUMPTIONS	FY 2025-2026 ESTIMATED ASSUMPTIONS
Negotiated Settlements:				
UPM	Salary schedule shifts up by two steps effective July 1, 2022	2-3% depending on property tax revenue effective July 1, 2023	0%	0%
CSEA	0%	0%	0%	0%
SEIU	0%	0%	0%	0%
Unrepresented	3.4% effective 7/1/22; 40 hr effective 1/1/22	0%	0%	0%
Salary Schedules:				
UPM	Step/Column	Step/Column	Step/Column	Step/Column
CSEA	Step/Column	Step/Column	Step/Column	Step/Column
SEIU	Step/Column	Step/Column	Step/Column	Step/Column
Unrepresented	Step/Column	Step/Column	Step/Column	Step/Column
Vacant Positions:				
UPM	Column 4, Step 11	Column 4, Step 11	Column 4, Step 11	Column 4, Step 11
CSEA	Step C of range	Step C of range	Step C of range	Step C of range
SEIU	Step C of range	Step C of range	Step C of range	Step C of range
Unrepresented	Middle of range	Middle of range	Middle of range	Middle of range
Medical benefits	Member + 1	Member + 1	Member + 1	Member + 1
Health and Welfare Premiums:				
Medical	Up to \$2,050/mo; \$2,100 for FT faculty	Up to \$2,050/mo; \$2,100 for FT faculty	Up to \$2,050/mo; \$2,100 for FT faculty	Up to \$2,050/mo; \$2,100 for FT faculty
Annual medical increase	9.0% effective 10/1	4.0% effective 10/1	4.0% effective 10/1	4.0% effective 10/1
Annual dental/vision/other increase	0%	0%	0%	0%

**MARIN COMMUNITY COLLEGE DISTRICT
ADOPTION BUDGET 2022-2023**

EXPENDITURE ASSUMPTIONS	FY 2022-2023 ESTIMATED ASSUMPTIONS	FY 2023-2024 ESTIMATED ASSUMPTIONS	FY 2024-2025 ESTIMATED ASSUMPTIONS	FY 2025-2026 ESTIMATED ASSUMPTIONS
Statutory Employer Benefit Rates:				
STRS	19.10%	18.30%	18.30%	18.30%
PERS CLASSIC – CSEA	25.37%	25.20%	24.60%	23.60%
PERS CLASSIC – SEIU	25.37%	25.20%	24.60%	23.60%
PERS CLASSIC – Unrepresented	25.37%	25.20%	24.60%	23.60%
PERS PEPRA – Non-Safety	25.37%	25.20%	24.60%	23.60%
PERS CLASSIC - Public Safety	20.97%	21.00%	21.00%	21.00%
PERS PEPRA - Public Safety	13.66%	13.70%	13.70%	13.70%
PERS – Public Safety Unfunded Liability	\$110,411	\$119,100	\$127,500	\$133,900
Social Security	6.2%	6.2%	6.2%	6.2%
Medicare	1.45%	1.45%	1.45%	1.45%
Unemployment Insurance	0.5%	0.5%	0.5%	0.5%
Workers’ Compensation	1.00%	1.05%	1.10%	1.15%
Fixed Costs:				
Telephone, Sewer, Pest	8.0%	8.0%	8.0%	8.0%
Water	8.0%	8.0%	8.0%	8.0%
Gas/Electricity	8.0%	8.0%	8.0%	8.0%
Insurance	8.0%	8.0%	8.0%	8.0%
Operating Expenses	Budgeted by Depts.	7.0%	5.0%	3.0%
Materials Fees	\$125,000	\$125,000	\$125,000	\$125,000
Elections	\$100K	No	\$100K	No
Transportation Expense for FT Student	\$40/semester	\$40/semester	\$40/semester	\$40/semester

This page intentionally left blank.

MARIN COMMUNITY COLLEGE DISTRICT ADOPTION BUDGET 2022-2023

General Fund Highlights

Overview

Basic Aid Status

The District is a “Basic Aid” district, or, as it is now being called, a “community-supported” district. The District’s core funding is determined by law to be the larger of the State funding formula known as apportionment, which is based on full-time equivalent student (FTES) enrollment, or a fixed percentage of the County of Marin’s property tax revenue. In fiscal year 2021-22, the District received approximately \$41.5 million more as a Basic Aid district – the “Basic Aid increment” – than it would have received from apportionment. In 2022-23, the Basic Aid increment will be approximately \$43.8 million.

The State Budget Process

At this time, we cannot predict what impact the State’s fiscal situation will have on the District. Lacking better information, the District has budgeted \$1.3 million for state revenue.

Discussion of the Proposed Budget for Fiscal Year 2022-23

The Adoption Budget for 2022-23 has the following key elements:

- Planned expenditures exceed budgeted revenues resulting in \$5.5 million net decrease to the ending Fund Balance.
- The estimated Ending Fund Balance for 2022-23 is 14.5% of total Unrestricted General Fund expenses compared to 24.1% for 2021-22.
- A positive CPI inflation factor adjustment of 1.02% for secured property taxes is expected to result in an increase of \$3.2 million for 2022-23 secured property taxes.
- Increase in health benefits is approximately \$1.3 million for 2022-23.

MARIN COMMUNITY COLLEGE DISTRICT ADOPTION BUDGET 2022-2023

Analysis and Comparison of Revenue and Expense

Projected total General Fund Revenue for 2022-23 is \$99.1 million compared to \$86.7 million for 2021-22. This is an increase of \$12.4 million or 14.3%, principally due to an increase in secured property taxes and deferred revenues of categorical programs from prior years. Projected total General Fund Expenditures for 2022-23 are \$104.6 million compared to \$84.8 million for 2021-22. This is an increase of \$19.8 million or 23.3%, due to an increase in salaries and benefits and higher other outgo, as well as an increase in the carry forwards of categorical programs from prior years. The 2022-23 budgeted unrestricted revenues of \$76.1 million increased \$2.2 million or 3.0% over the 2021-22 unrestricted revenues of \$73.9 million; 2022-23 budgeted unrestricted expenditures of \$81.1 million is an increase of \$9.4 million or 13.1 % more than the 2021-22 unrestricted expenditures of \$71.7 million.

Discussion of Year-end Results for Fiscal Year 2021-22

Unrestricted revenues are about \$2.6 million higher than budgeted, principally from higher than budgeted secured, supplemental, and RDA property taxes and state apportionment payments.

Unrestricted expenditures are approximately \$6.3 million lower than budgeted, primarily due to lower salaries, benefits, contract services, legal, and other district-wide costs.

Short-Term Borrowing

The District relies on property taxes for its core funding. Property taxes are collected by the County and distributed to local agencies in December and April. The period from July through December is very difficult from a cash flow perspective and extensive borrowing occurs during that period. The District may use the County of Marin as authorized by Article XVI, Section 6, of the Constitution of California. Or, the District may use the Community College League Cash Flow Borrowing Program for arranging this financing. Both methods provide a mechanism for borrowing the needed funds, at an advantageous placement cost, due to high program participation. For 2022-23 the County of Marin will provide short-term funding not to exceed \$30 million.

**MARIN COMMUNITY COLLEGE DISTRICT
ADOPTION BUDGET 2022-2023**

Special Fund Highlights

Scholarship and Loan Trust Fund

The Scholarship and Loan Trust Fund is used to account for such gifts, donations, bequests and devises (subject to donor restrictions) which are used for scholarships or for grants in aid and loans to students. There are eleven scholarships and grants coordinated through this fund that were moved to the College of Marin Foundation in 2021-22. The total net assets transferred totaled \$802 thousand.

Student Financial Aid Trust Fund

The Student Financial Aid Trust Fund was created to account for the deposit and direct payment of government funded student financial aid. The Student Financial Aid Trust Fund as of June 30, 2022 is projected to have a \$0 fund balance.

Investment Trust Fund

Previously “Foundation Trust Fund,” the name of this fund was changed in accordance with the accounting and financial statement guidelines of the California Community Colleges Chancellor’s Office. The donations in this fund are used to support scholarships and other direct financial aid to students, and other instructional and college improvement activities. There are eleven endowments and grants coordinated through this fund that were moved to the College of Marin Foundation in 2021-22. The total net assets transferred totaled \$1.3 million.

Child Development Fund

The Child Development Fund is utilized to account for the State and locally supported operation of the Child Study Centers (CSC) which provide child care for student and community parents and instructional lab support to Early Childhood Education, Pediatric Nursing, Child Psychology, Behavioral Science, Drama and related disciplines. Due to construction, the center on the Indian Valley campus has been on hiatus from operations since June 2019 at which time the Indian Valley campus staff was transferred to Kentfield.

MARIN COMMUNITY COLLEGE DISTRICT ADOPTION BUDGET 2022-2023

The Child Development Fund's Federal, State and local revenue sources are intended to support child care activities. The General Fund's transfer supports the cost of the instructional lab support the Child Study Centers provide to the College's academic programs and Early Childhood Education program administration. Projected results of 2021-22 operations are \$157 thousand more in expenditures than externally funded revenue. Approximately 70% supports the costs of instructional lab and administrative services the Centers provide to the College and continues to result in a \$0 fund balance. The 2022-2023 Adoption Budget includes a revenue increase in Parent Fees as a result of anticipated changes in the pandemic and social distancing requirements.

IVC Organic Farm Fund

The IVC Organic Farm Fund was established in May 2017 to account for the 5.8 acre organic farm and garden located on the IVC campus. The Organic Farm will be supported by the District, and proceeds from a College of Marin Foundation endowment.

Solar Operations Fund

The Solar Operations Fund was established in 2019-20 for the purpose of incurring the expenditures related to the operations and maintenance contract for the solar photovoltaic energy facilities.

Workforce Housing Operations Fund

The Workforce Housing Operations Fund was established in 2018-19 for the purpose of receiving revenue proceeds from workforce housing. The funds will be used to pay for costs of maintenance and operations of the housing, as well as for principal and interest payments for the Certificates of Participation.

Miwok Center Operations Fund

The Miwok Center Operations Fund was established in 2021-22 for the purpose of receiving revenue proceeds from the recreational use of the Miwok Center. The funds will be used to pay for costs of maintenance and operations of providing the facilities to the community for recreational use.

**MARIN COMMUNITY COLLEGE DISTRICT
ADOPTION BUDGET 2022-2023**

Capital Outlay Fund

The Capital Outlay Fund has been used to finance various capital projects with lease revenue bond and other proceeds. Scheduled Maintenance funds, previously in this fund, are now received as part of the Physical Plant and Instructional Support funding and are accounted for in the General Fund Restricted Funds.

Measure B Building Fund, Series A

On June 7, 2016 the voters of Marin County overwhelmingly passed Measure B, a \$265 million bond for facilities maintenance, job training and safety, passing with more than 60 percent of the vote, easily surpassing the required 55 percent. This bond measure authorized a combination of both tax exempt (Series A and Series B) and federally-taxable bonds (Series A-1 and Series B-1).

In December 2016, \$60 million in tax exempt bonds were sold, netted against \$280 thousand in issuance and underwriting costs. Issuances were sold pursuant to the terms of a public sale and all proceeds were delivered to the Marin County Treasury for credit of College of Marin into its Measure B Building Fund, Series A.

Measure B Fund, Series A-1

On June 7, 2016 the voters of Marin County overwhelmingly passed Measure B, a \$265 million bond for facilities maintenance, job training and safety, passing with more than 60 percent of the vote, easily surpassing the required 55 percent. This bond measure authorized a combination of both tax exempt (Series A and Series B) and federally-taxable bonds (Series A-1 and Series B-1).

In December 2016, \$37.5 million in federally-taxable bonds were sold, netted against \$288 thousand in issuance and underwriting costs. Issuances were sold pursuant to the terms of a public sale and all proceeds were delivered to the Marin County Treasury for credit of College of Marin into its Measure B Fund, Series A-1.

MARIN COMMUNITY COLLEGE DISTRICT ADOPTION BUDGET 2022-2023

Measure B Building Fund, Series B

On June 7, 2016 the voters of Marin County overwhelmingly passed Measure B, a \$265 million bond for facilities maintenance, job training and safety, passing with more than 60 percent of the vote, easily surpassing the required 55 percent. This bond measure authorized a combination of both tax exempt (Series A & Series B) and federally-taxable bonds (Series A-1 and Series B-1).

In February 2019, \$70 million in tax exempt bonds were sold, netted against \$172 thousand in issuance and underwriting costs. Issuances were sold pursuant to the terms of a public sale and all proceeds were delivered to the Marin County Treasury for credit of College of Marin into its Measure B Building Fund, Series B.

Measure B Fund, Series B-1

On June 7, 2016 the voters of Marin County overwhelmingly passed Measure B, a \$265 million bond for facilities maintenance, job training and safety, passing with more than 60 percent of the vote, easily surpassing the required 55 percent. This bond measure authorized a combination of both tax exempt (Series A and Series B) and federally-taxable bonds (Series A-1 and Series B-1).

In February 2019, \$97.5 million in federally-taxable bonds were sold, netted against \$230 thousand in issuance and underwriting costs. Issuances were sold pursuant to the terms of a public sale and all proceeds were delivered to the Marin County Treasury for credit of College of Marin into its Measure B Fund, Series B-1.

Hamilton Redevelopment Bond Interest and Redemption Fund

In 2003-04 the District approved the issuance of a lease revenue bond. The financing was accomplished, and a total of \$3.1 million of bond funds were generated. After financing and placement costs, the District had \$2.7 million available to fund capital facilities renewal projects and capital equipment purchases, and \$213 thousand held in the required debt service reserve. The bond is repaid by the stream of revenues due to the District from the Hamilton Redevelopment Project. Debt service for 2021-22 amounted to \$456 thousand and is projected to be \$471 thousand for 2022-23.

**MARIN COMMUNITY COLLEGE DISTRICT
ADOPTION BUDGET 2022-2023**

Lease Revenue Bond (LRBs) Interest and Redemption Fund

This fund will be used for the payment of principal and interest on the lease revenue bonds. Debt service for 2021-22 amounted to \$544 thousand and is projected to be \$547 thousand for 2022-23.

Certificates of Participation (COPs) Debt Service Fund

This fund will be used for the payment of principal and interest on the certificates of participation financing. Debt service amounted to \$305 thousand for 2021-22 and is projected to be \$304 thousand for 2022-23.

Measure C Bond Interest and Redemption Fund

Original Issue Premiums of \$3.0 million on the sale of the bond, netted against approximately \$559 thousand in issuance and underwriting costs, were deposited and future receipts from the underlying tax rolls as well as accrued interest will be deposited into the Measure C Bond Interest and Redemption Fund. Premiums and Cost of Issuance for the bond sales and refinancings have been deposited or paid from the Measure C Bond Interest and Redemption Fund.

This fund is used for the payment of principal and interest on the bond. Debt service for 2021-22 for amounted to \$10.4 million and is projected to be \$10.1 million for 2022-23. Expenditures are covered by proceeds of the ad valorem property tax which is billed and collected by the Marin County Tax Assessor's Office.

**MARIN COMMUNITY COLLEGE DISTRICT
ADOPTION BUDGET 2022-2023**

Measure B Bond Interest and Redemption Fund

Original Issue Premiums of \$8.1 million on the sale of the bond, netted against approximately \$180 thousand in issuance and underwriting costs, were deposited and future receipts from the underlying tax rolls as well as accrued interest will be deposited into the Measure B Bond Interest and Redemption Fund. Premiums and Cost of Issuance for the bond sales have been deposited or paid from the Measure B Bond Interest and Redemption Fund.

This fund will be used for the payment of principal and interest on the bond. Debt service for 2021-22 amounted to \$12.4 million and is projected to be \$16.3 million for 2022-23. Expenditures are covered by proceeds of the ad valorem property tax which is billed and collected by the Marin County Tax Assessor's Office.

Self-Insurance Fund

The District self-insures for vision and dental coverage, with stop-loss insurance on the dental coverage. The full funding burden is borne by the District and is classified as a part of Benefits. The District does not anticipate a rate change for 2022-23.

PARS-CCLC Pension Rate Stabilization Trust Fund

The PARS-CCLC Pension Rate Stabilization Trust Fund has been made available for the purpose of pre-funding pension obligations. The district contributed \$1.25 million to the trust for 2021-22.

**MARIN COMMUNITY COLLEGE DISTRICT
ADOPTION BUDGET 2022-2023**

Other Post-Employment Benefits (OPEB) Trust Fund - CERBT

In June 2013, the District established an irrevocable OPEB trust fund with CalPERS, formally named the California Employers' Retiree Benefit Trust (CERBT) fund, and transferred \$2.2 million balance from the previous Retiree Unfunded Medical Benefits Liability Fund to the new irrevocable OPEB Trust fund. The earnings from the irrevocable OPEB trust fund has allowed the District to begin funding retiree benefits entirely from the trust beginning in the 2016-17 Fiscal Year.

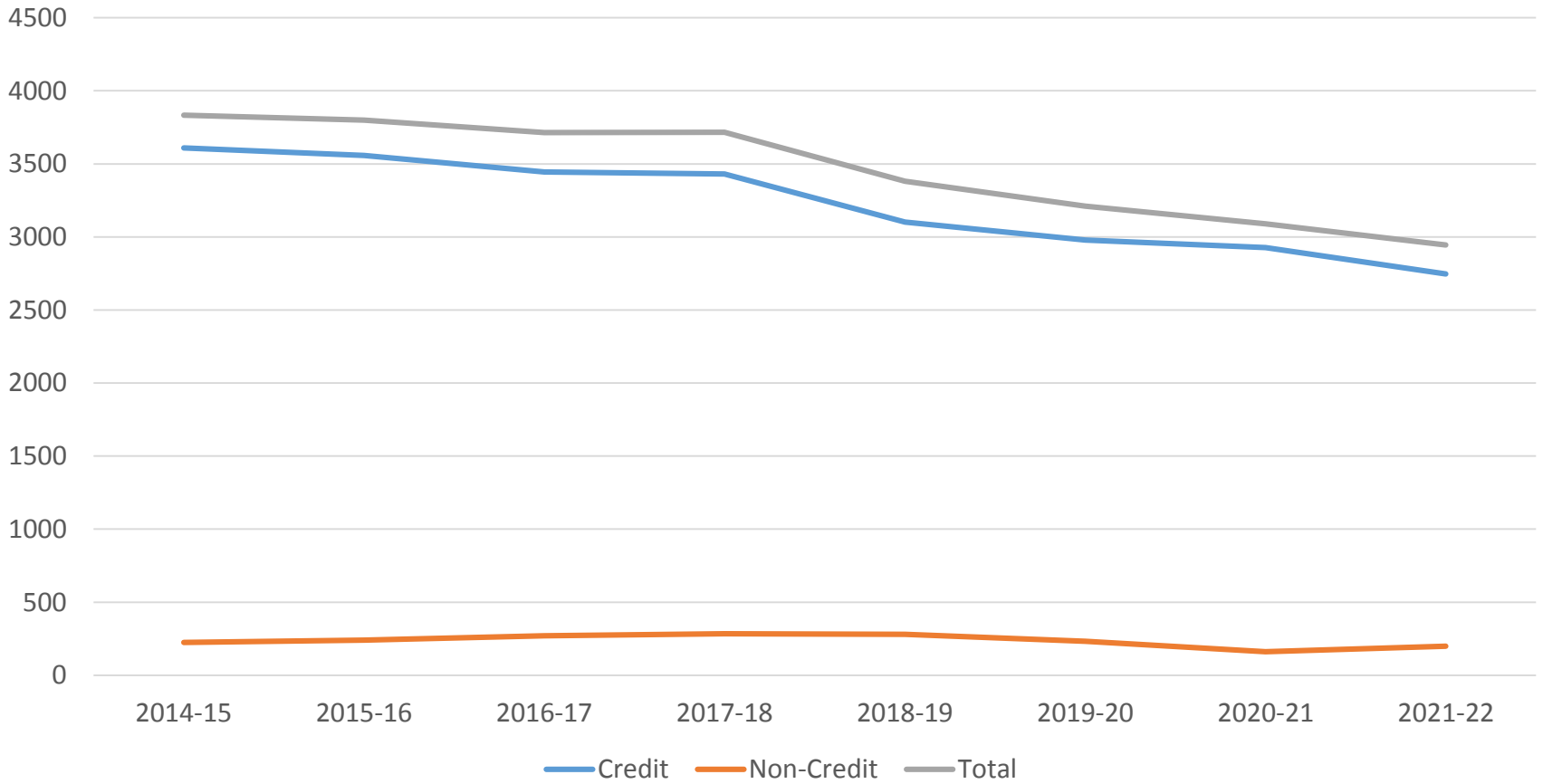
The FY 2021-22 Adoption Budget includes "pay-as-you-go" reimbursements from the trust fund for its retiree medical and dental premium payments.

In 2021-22, an actuarial study was completed under the GASB 74/75 standards. The full valuation report dated March 8, 2022 showed that as of June 30, 2021 valuation date, the District's Total OPEB Liability (TOL) was \$975 thousand and the OPEB trust's Fiduciary Net Position (FNP) was \$3.03 million. This leaves a Net OPEB Liability (NOL) of (\$2.1) million.

College of Marin Foundation

In 2020-21, 167 College of Marin Foundation funds were transferred into the College's ERP system, Ellucian Banner. The total net assets transferred totaled \$7.5 million. In 2021-22, the District Advancement funds were transferred to the College of Marin Foundation. The total net assets transferred totaled \$2.9 million.

MARIN COMMUNITY COLLEGE DISTRICT
ADOPTION BUDGET 2022-2023
FTES TREND – FISCAL YEARS 2015-2022



**MARIN COMMUNITY COLLEGE DISTRICT
ADOPTION BUDGET 2022-2023**

PART II - FTES STATISTICS, 2014-15 TO 2021-22

FTES DATA

FTES	2014-15	% CH.	2015-16	% CH.	2016-17	% CH.	2017-18	% CH.
Credit	3,609	-12.7%	3,558	-1.4%	3,444	-3.2%	3,431	-0.4%
Non-Credit	225	-3.0%	241	7.1%	271	12.4%	285	5.2%
TOTAL	3,834	-12.2%	3,799	-0.9%	3,715	-2.2%	3,716	0.0%

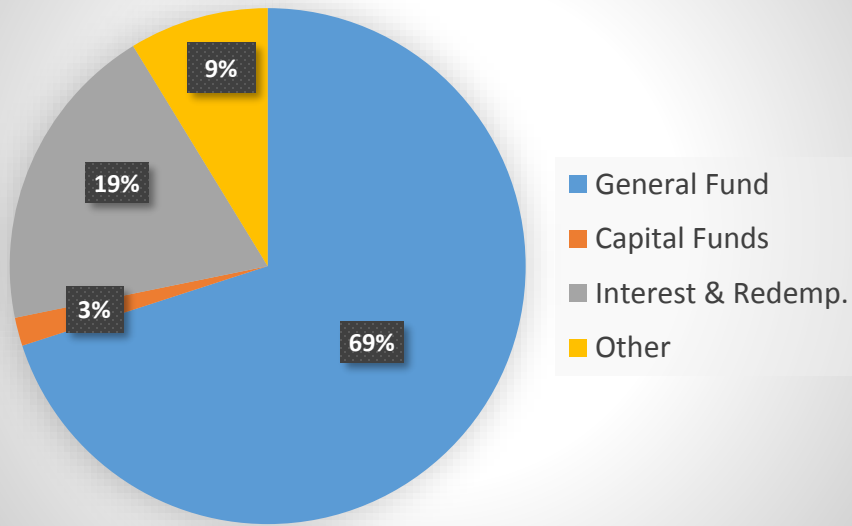
FTES	2018-19	% CH.	2019-20	% CH.	2020-21	% CH.	(a) 2021-22	% CH.
Credit	3,102	-9.6%	2,978	-4.0%	2,928	-1.7%	2,747	-6.2%
Non-Credit	280	-1.8%	232	-17.1%	162	-30.2%	198	22.2%
TOTAL	3,382	-9.0%	3,210	-5.1%	3,090	-3.7%	2,945	-4.7%

FTES

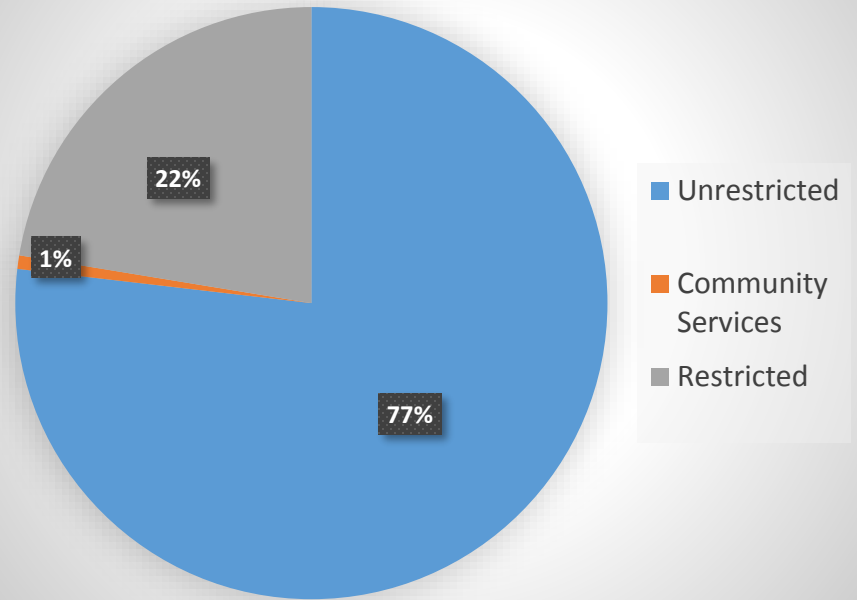
(a) CCFS-320 as of July 16, 2022

MARIN COMMUNITY COLLEGE DISTRICT
ADOPTION BUDGET 2022-2023
SOURCES OF BUDGETED REVENUES

Sources of Revenues – All Funds



Sources of General Fund Revenues



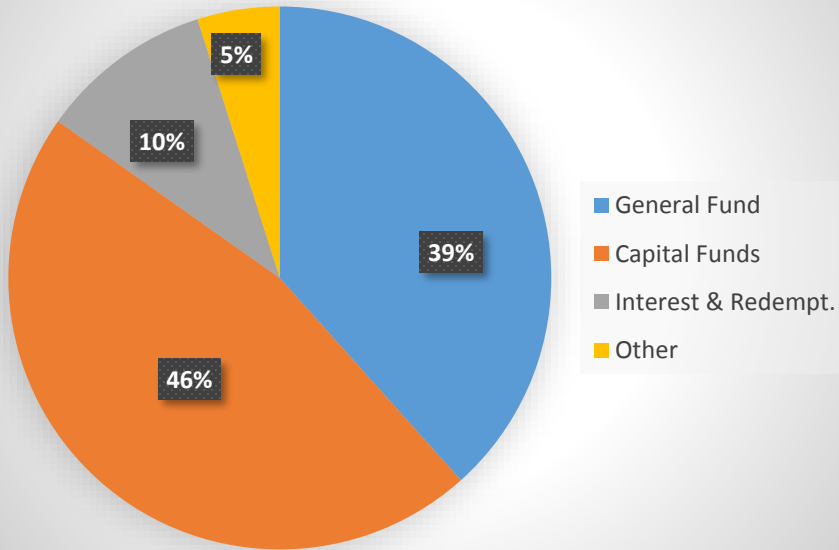
**MARIN COMMUNITY COLLEGE DISTRICT
ADOPTION BUDGET 2022-2023**

**PART III - SUMMARY OF FUNDS
A. REVENUES**

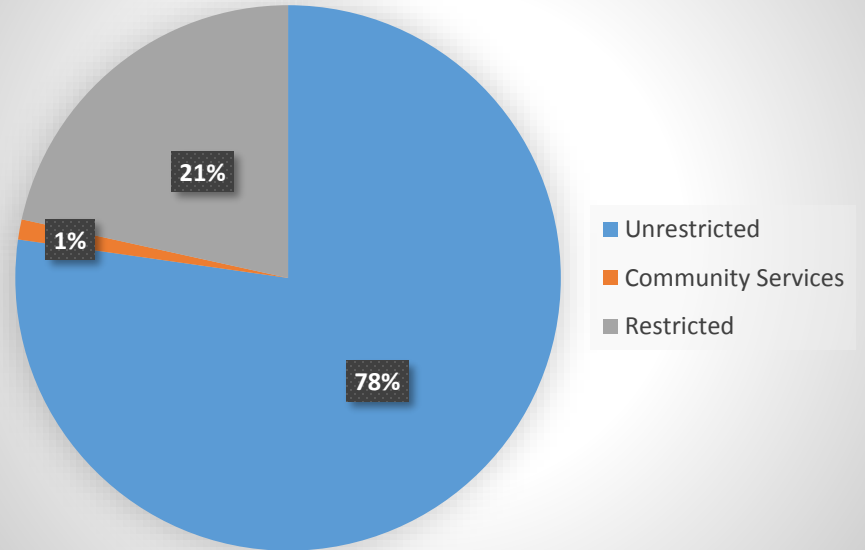
FISCAL YEAR					
REVENUE SUMMARY	ACTUAL 2018-2019	ACTUAL 2019-2020	ACTUAL 2020-2021	ESTIMATED 2021-2022	ADOPTION BUDGET 2022-2023
FUND TITLE					
UNRESTRICTED GENERAL FUND	\$ 67,466,451	\$ 67,325,656	\$ 71,155,952	\$ 73,895,385	\$ 76,146,559
COMMUNITY SERVICES	985,004	723,357	1,070,071	557,161	730,536
RESTRICTED GENERAL FUND	10,121,537	10,814,226	12,772,730	12,269,665	22,211,708
TOTAL GENERAL FUND	78,572,992	78,863,239	84,998,753	86,722,211	99,088,803
SCHOLARSHIP AND LOAN TRUST FUND	326,138	263,636	277,726	101	-
STUDENT FINANCIAL AID TRUST FUND	3,889,042	4,613,853	4,191,025	6,835,674	7,450,000
INVESTMENT TRUST FUND	92,465	104,185	101,262	3,161	-
CHILD DEVELOPMENT FUND	897,475	816,681	680,712	670,213	814,405
IVC ORGANIC FARM FUND	246,872	274,725	268,316	296,363	316,459
SOLAR OPERATIONS FUND	-	359,975	120,847	152,757	90,100
WORKFORCE HOUSING OPERATIONS FUND	49,080	247,826	90,550	101,368	110,500
MIWOK CENTER OPERATIONS FUND	-	-	-	500,040	-
CAPITAL OUTLAY FUND	5,202,395	7,567,948	9,001,271	1,951,139	4,004,000
MEASURE B BUILDING FUND, SERIES A	433,169	46,318	-	-	-
MEASURE B FUND, SERIES A-1	547,883	590,485	162,392	7,083	3,000
MEASURE B BUILDING FUND, SERIES B	70,436,675	1,219,454	268,266	2,305	750
MEASURE B FUND, SERIES B-1	98,120,078	2,029,401	687,094	35,702	15,000
HAMILTON REDEVELOPMENT BOND REDEMPTION FUND	225,277	3,238,046	400,732	602,277	290,828
LEASE REVENUE BOND (LRBs) INTEREST & REDEMPTION FUND	560,060	562,247	554,406	544,656	547,856
CERTIFICATES OF PARTICIPATION (COPs) DEBT SERVICE FUND	200,000	203,076	153,436	304,894	303,694
MEASURE C INTEREST/REDEMPTION FUND	14,683,979	11,438,764	11,230,818	12,840,726	10,110,000
MEASURE B INTEREST/REDEMPTION FUND	17,927,417	12,400,066	13,102,049	14,079,488	16,310,000
SELF-INSURANCE FUND	711,248	704,040	613,543	637,900	641,000
PARS-CCLC PENSION RATE STABILIZATION TRUST FUND	908,120	824,763	3,792,526	(31,659)	100,000
OTHER POST EMPLOYMENT BENEFITS (OPEB) TRUST FUND	216,016	194,461	224,333	(115,907)	10,000
COLLEGE OF MARIN FOUNDATION	-	-	1,871,221	2,546,852	2,700,000
ASSOCIATED STUDENTS ORGANIZATIONS	125,592	113,835	105,818	102,000	130,905
TOTAL - ALL FUNDS	\$ 294,371,973	\$ 126,677,024	\$ 132,897,096	\$ 128,798,344	\$ 143,037,300

MARIN COMMUNITY COLLEGE DISTRICT
ADOPTION BUDGET 2022-2023
SOURCES OF BUDGETED EXPENDITURES

Sources of Expenditures – All Funds



Sources of General Fund Expenditures

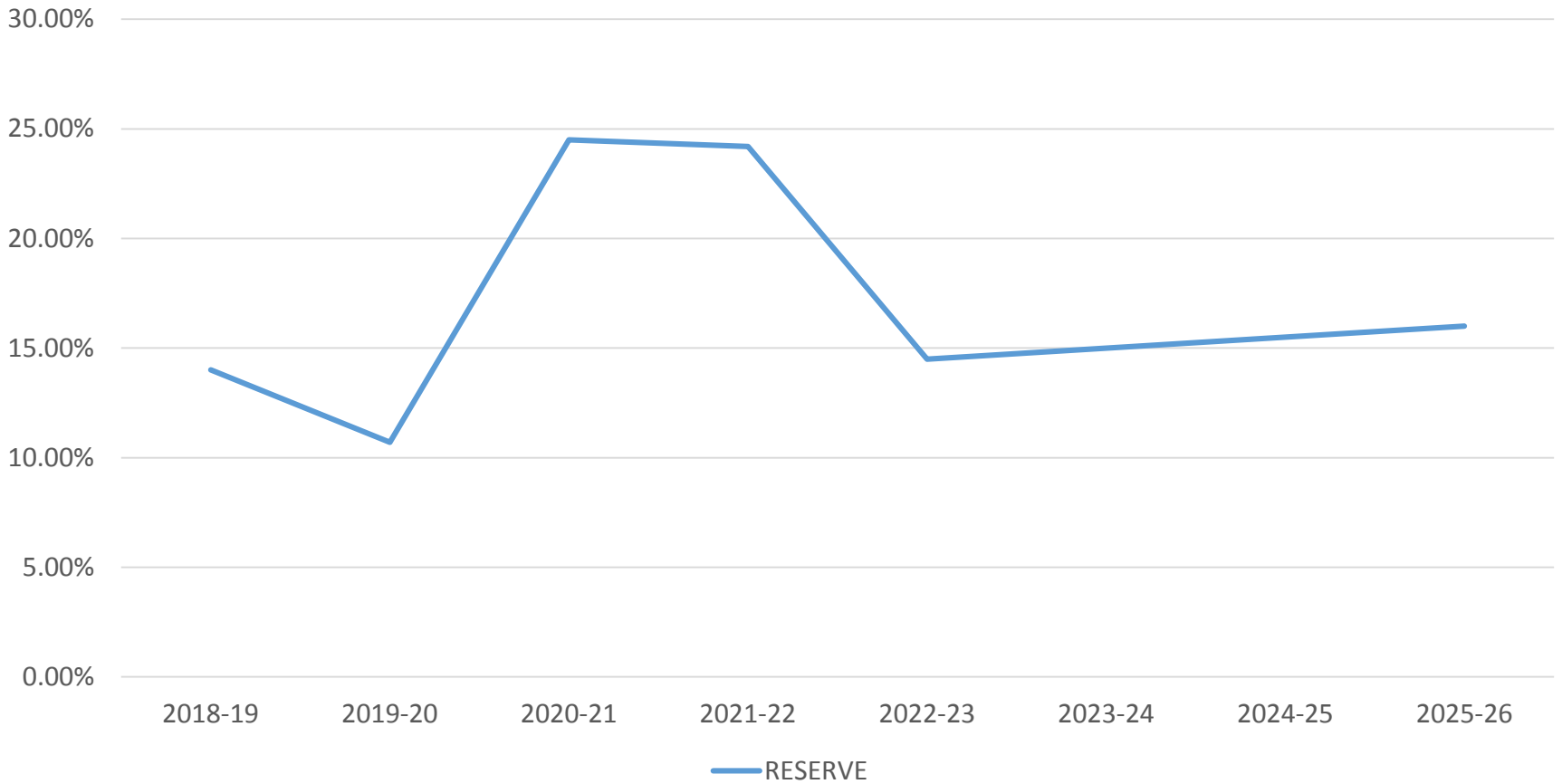


**MARIN COMMUNITY COLLEGE DISTRICT
ADOPTION BUDGET 2022-2023**

**PART III - SUMMARY OF FUNDS
B. EXPENDITURES**

FISCAL YEAR					
EXPENDITURE SUMMARY	ACTUAL 2018-2019	ACTUAL 2019-2020	ACTUAL 2020-2021	ESTIMATED 2021-2022	ADOPTION BUDGET 2022-2023
FUND TITLE					
UNRESTRICTED GENERAL FUND	\$ 65,025,074	\$ 68,469,255	\$ 63,312,591	\$ 71,652,300	\$ 81,123,137
COMMUNITY SERVICES	1,455,740	1,326,543	837,237	921,021	1,230,536
RESTRICTED GENERAL FUND	10,121,537	10,814,226	12,772,730	12,269,665	22,211,708
TOTAL GENERAL FUND	76,602,351	80,610,024	76,922,558	84,842,986	104,565,381
SCHOLARSHIP AND LOAN TRUST FUND	222,729	157,767	115,046	-	-
STUDENT FINANCIAL AID TRUST FUND	3,889,042	4,613,853	4,191,025	6,835,674	7,450,000
INVESTMENT TRUST FUND	16,352	30,342	15,301	-	-
CHILD DEVELOPMENT FUND	897,475	816,681	680,712	670,213	814,405
IVC ORGANIC FARM FUND	252,859	274,725	268,316	296,363	316,459
SOLAR OPERATIONS FUND	-	113,258	56,167	57,572	88,500
WORKFORCE HOUSING OPERATIONS FUND	-	247,826	-	50,831	52,000
MIWOK CENTER OPERATIONS FUND	-	-	-	327	-
CAPITAL OUTLAY FUND	2,574,497	6,066,341	7,871,649	4,564,401	6,300,000
LEASE REVENUE BOND (LRBs) PROJECTS FUND	1,002,247	100,972	11,185	63,981	-
CERTIFICATES OF PARTICIPATION (COPs) PROJECTS FUND	267,737	10,183	2,496,604	1,465,042	-
MEASURE B BUILDING FUND, SERIES A	30,419,131	656,363	44,437	-	-
MEASURE B FUND, SERIES A-1	3,838,281	8,533,746	3,751,864	847,306	19,368,679
MEASURE B BUILDING FUND, SERIES B	172,000	33,374,454	24,723,162	13,551,260	106,574
MEASURE B FUND, SERIES B-1	230,000	144,522	116,671	12,446	100,383,636
HAMILTON REDEVELOPMENT BOND REDEMPTION FUND	125,243	137,888	144,934	458,425	472,656
LEASE REVENUE BOND (LRBs) INTEREST & REDEMPTION FUND	539,456	548,756	547,756	544,156	547,356
CERTIFICATES OF PARTICIPATION (COPs) DEBT SERVICE FUND	-	199,428	151,994	304,794	303,594
MEASURE C INTEREST/REDEMPTION FUND	12,442,456	11,923,033	12,964,572	10,383,856	10,081,157
MEASURE B INTEREST/REDEMPTION FUND	14,861,808	19,572,531	12,868,554	13,325,337	16,268,822
SELF-INSURANCE FUND	643,308	476,042	588,713	557,300	586,000
PARS-CCLC PENSION RATE STABILIZATION TRUST FUND	10,538	12,908	21,985	29,158	24,000
OTHER POST EMPLOYMENT BENEFITS (OPEB) TRUST FUND	384,992	370,799	276,001	200,715	160,400
COLLEGE OF MARIN FOUNDATION	-	-	270,176	815,904	3,538,237
ASSOCIATED STUDENTS ORGANIZATIONS	95,385	68,344	38,402	38,317	130,905
TOTAL - ALL FUNDS	\$ 151,651,965	\$ 169,060,786	\$ 149,137,784	\$ 139,916,364	\$ 271,558,761

MARIN COMMUNITY COLLEGE DISTRICT
ADOPTION BUDGET 2022-2023
RESERVE – FISCAL YEARS 2019-2026

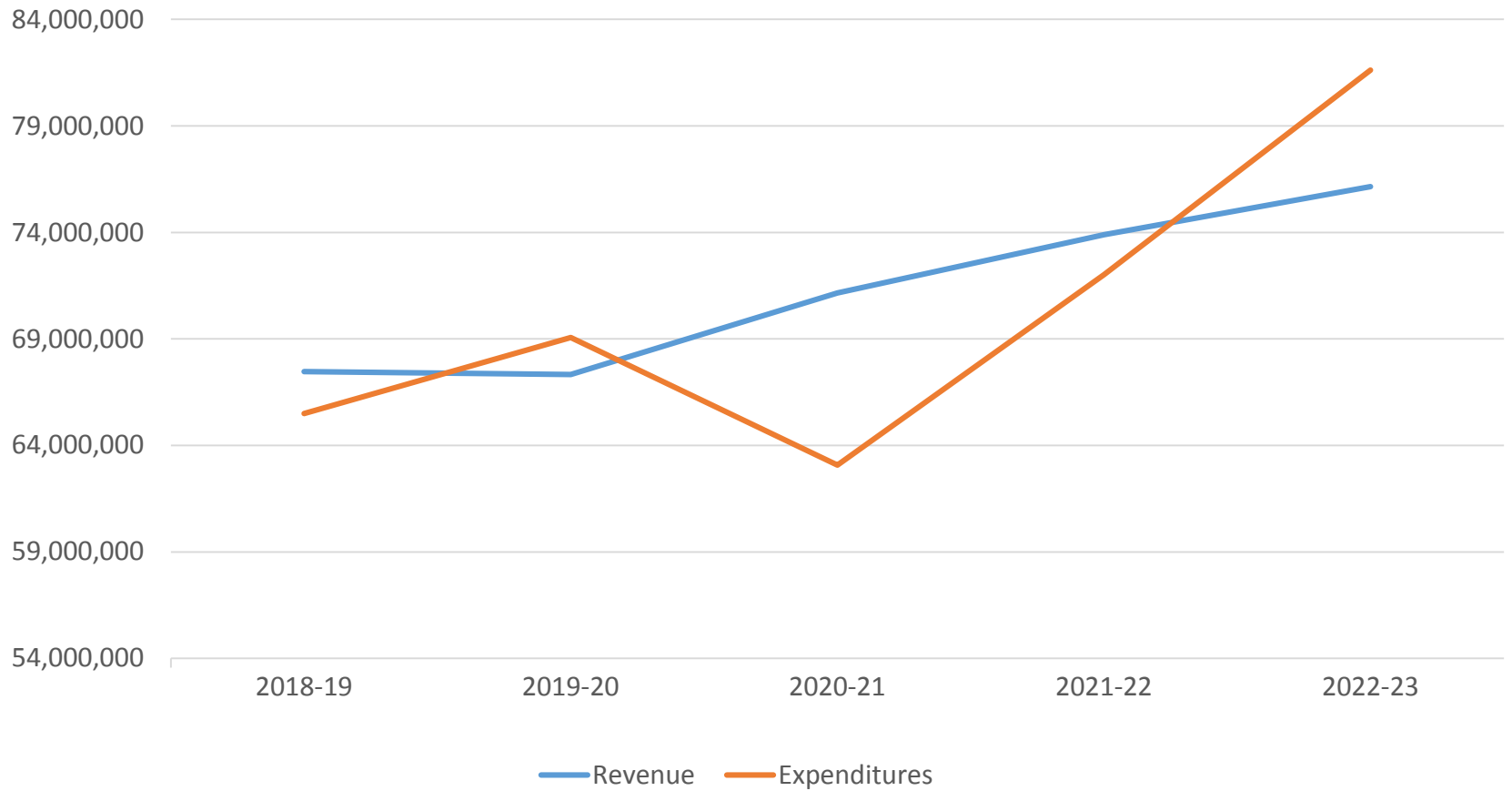


**MARIN COMMUNITY COLLEGE DISTRICT
ADOPTION BUDGET 2022-2023**

**PART IV - UNRESTRICTED GENERAL FUND
A. FOUR-YEAR BUDGET FORECAST**

FISCAL YEAR	ACTUAL 2018-2019	ACTUAL 2019-2020	ACTUAL 2020-2021	ESTIMATED 2021-2022	ADOPTION BUDGET 2022-2023	BUDGET FORECAST 2023-2024	BUDGET FORECAST 2024-2025	BUDGET FORECAST 2025-2026
SOURCES OF FUNDS								
BEGINNING FUND BALANCE	\$ 7,170,757	\$ 9,141,398	\$ 7,394,613	\$ 15,470,808	\$ 17,350,033	\$ 11,873,455	\$ 12,197,552	\$ 12,984,657
REVENUES								
PROGRAM-BASED FUNDING	60,198,485	61,891,443	65,122,046	68,616,262	71,227,673	75,370,380	78,888,476	82,476,737
FEDERAL	405	330	304	240	-	-	-	-
OTHER STATE	4,994,180	3,590,185	4,599,194	4,106,718	3,803,326	3,710,676	3,710,676	3,710,676
OTHER LOCAL	1,391,159	1,475,584	992,522	974,588	958,360	1,098,265	1,116,827	1,136,291
OTHER FINANCING SOURCES	882,222	368,114	441,886	197,577	157,200	1,275,000	725,000	300,000
TOTAL REVENUE	67,466,451	67,325,656	71,155,952	73,895,385	76,146,559	81,454,321	84,440,979	87,673,704
TOTAL SOURCES	74,637,208	76,467,054	78,550,565	89,366,193	93,496,592	93,327,776	96,638,531	100,608,361
USE OF FUNDS								
SALARIES	35,751,215	36,001,422	35,156,113	38,397,200	42,582,805	45,515,373	47,283,563	49,116,595
BENEFITS	17,405,824	16,123,962	16,694,824	17,305,233	21,433,677	22,306,995	22,923,788	23,483,642
TOTAL SALARIES & BENEFITS	53,157,039	52,125,384	51,850,937	55,702,433	64,016,482	67,822,368	70,207,351	72,600,237
FIXED EXPENSES	2,256,980	2,040,305	2,042,501	2,153,820	2,326,126	2,618,919	2,828,433	3,054,707
OTHER OPERATING	4,935,522	3,694,493	3,843,071	4,045,371	6,359,446	6,344,966	6,762,215	6,865,091
CAPITAL OUTLAY	258,013	285,500	152,879	646,531	545,119	583,277	612,441	630,814
OTHER OUTGO	4,417,520	10,323,573	5,423,203	9,104,145	7,875,964	3,310,694	2,843,434	3,200,329
TOTAL EXPENDITURES	11,868,035	16,343,871	11,461,654	15,949,867	17,106,655	12,857,856	13,046,523	13,750,941
TOTAL USES	65,025,074	68,469,255	63,312,591	71,652,300	81,123,137	80,680,224	83,253,874	86,351,178
SOURCES OVER (UNDER) USES	9,612,134	7,997,799	15,237,974	17,713,893	12,373,455	12,647,552	13,384,657	14,257,183
TRANSFER IN (OUT)	(470,736)	(603,186)	232,834	(363,860)	(500,000)	(450,000)	(400,000)	(350,000)
ENDING FUND BALANCE	\$ 9,141,398	\$ 7,394,613	\$ 15,470,808	\$ 17,350,033	\$ 11,873,455	\$ 12,197,552	\$ 12,984,657	\$ 13,907,183
RESERVE	14.0%	10.7%	24.5%	24.1%	14.5%	15.0%	15.5%	16.0%
EXCESS/(DEFICIENCY) OF REVENUES OVER EXPENDITURES	\$ 1,970,641	\$ (1,746,785)	\$ 8,076,195	\$ 1,879,225	\$ (5,476,578)	\$ 324,097	\$ 787,105	\$ 922,526
Target Reserve Levels	9.0%	9.5%	10.0%	10.5%	11.0%	11.5%	12.0%	12.5%

MARIN COMMUNITY COLLEGE DISTRICT
ADOPTION BUDGET 2022-2023
REVENUE AND EXPENDITURE TRENDS



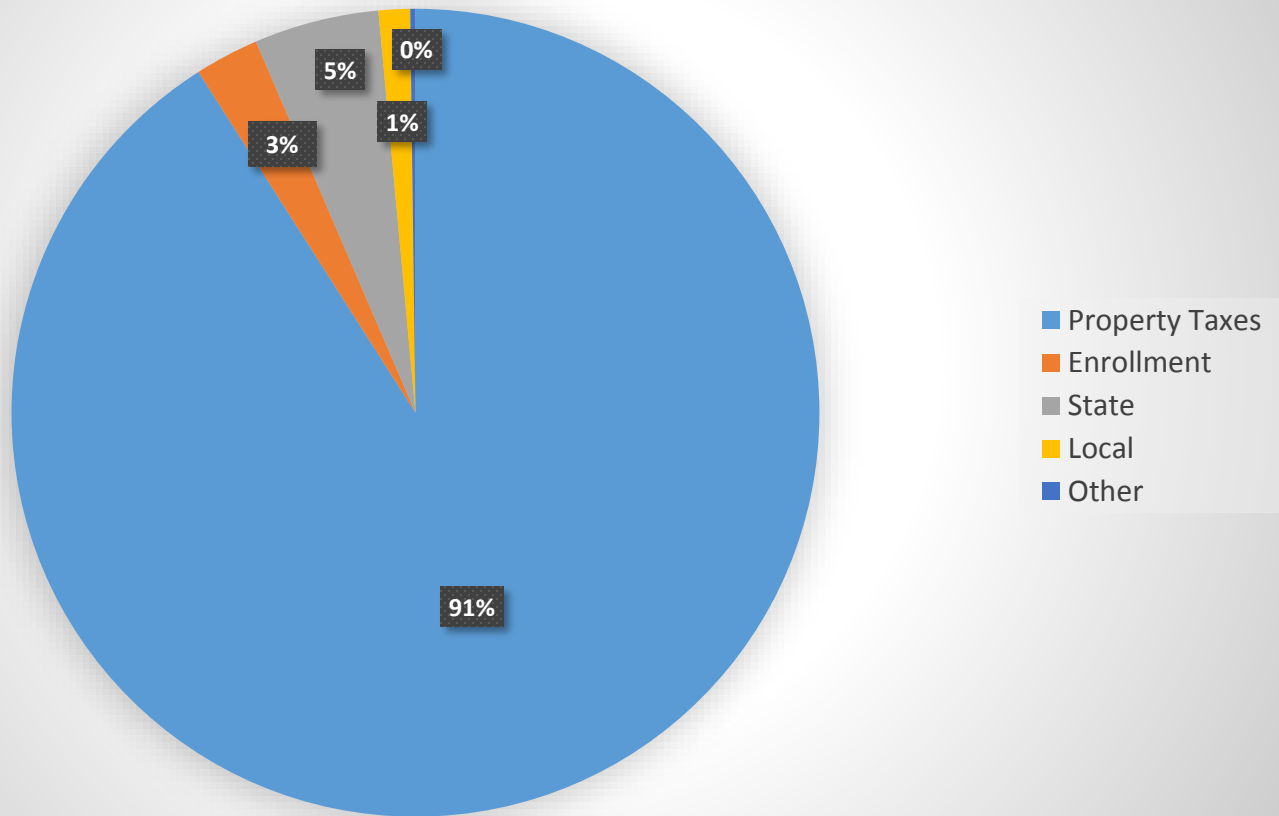
**MARIN COMMUNITY COLLEGE DISTRICT
ADOPTION BUDGET 2022-2023**

**PART IV - UNRESTRICTED GENERAL FUND
B. STATEMENT OF CHANGES IN FUND BALANCE**

FISCAL YEAR	ACTUAL 2018-2019	ACTUAL 2019-2020	ACTUAL 2020-2021	ESTIMATED 2021-2022	ADOPTION BUDGET 2022-2023	CHANGE FROM FY 2019
SOURCES OF FUNDS						
BEGINNING FUND BALANCE	\$ 7,170,757	\$ 9,141,398	\$ 7,394,613	\$ 15,470,808	\$ 17,350,033	142.0%
REVENUES						
PROGRAM-BASED FUNDING	\$ 60,198,485	\$ 61,891,443	\$ 65,122,046	\$ 68,616,262	\$ 71,227,673	18.3%
FEDERAL	405	330	304	240	-	-100.0%
OTHER STATE	4,994,180	3,590,185	4,599,194	4,106,718	3,803,326	-23.8%
OTHER LOCAL	1,391,159	1,475,584	992,522	974,588	958,360	-31.1%
OTHER FINANCING SOURCES	882,222	368,114	441,886	197,577	157,200	-82.2%
TOTAL REVENUE	67,466,451	67,325,656	71,155,952	73,895,385	76,146,559	12.9%
TOTAL SOURCES	74,637,208	76,467,054	78,550,565	89,366,193	93,496,592	25.3%
USE OF FUNDS						
SALARIES	35,751,215	36,001,422	35,156,113	38,397,200	42,582,805	19.1%
BENEFITS	17,405,824	16,123,962	16,694,824	17,305,233	21,433,677	23.1%
TOTAL SALARIES & BENEFITS	53,157,039	52,125,384	51,850,937	55,702,433	64,016,482	20.4%
FIXED EXPENSES	2,256,980	2,040,305	2,042,501	2,153,820	2,326,126	3.1%
OTHER OPERATING	4,935,522	3,694,493	3,843,071	4,045,371	6,359,446	28.9%
CAPITAL OUTLAY	258,013	285,500	152,879	646,531	545,119	111.3%
OTHER OUTGO	4,417,520	10,323,573	5,423,203	9,104,145	7,875,964	78.1%
TOTAL OTHER EXPENSES	11,868,035	16,343,871	11,461,654	15,949,867	15,606,655	44.1%
TOTAL USES	65,025,074	68,469,255	63,312,591	71,652,300	79,623,137	24.8%
SOURCES OVER/(UNDER) USES	9,612,134	7,997,799	15,237,974	17,713,893	13,966,726	28.7%
TRANSFER IN (OUT)	(470,736)	(603,186)	232,834	(363,860)	(500,000)	6.2%
ENDING FUND BALANCE	\$ 9,141,398	\$ 7,394,613	\$ 15,470,808	\$ 17,350,033	\$ 13,466,726	29.9%
RESERVE	14.0%	10.7%	24.5%	24.1%	14.5%	
EXCESS/(DEFICIENCY) OF REVENUES OVER EXPENDITURES	\$ 1,970,641	\$ (1,746,785)	\$ 8,076,195	\$ 1,879,225	\$ (5,476,578)	

MARIN COMMUNITY COLLEGE DISTRICT
ADOPTION BUDGET 2022-2023

Unrestricted Fund - Budgeted Revenues



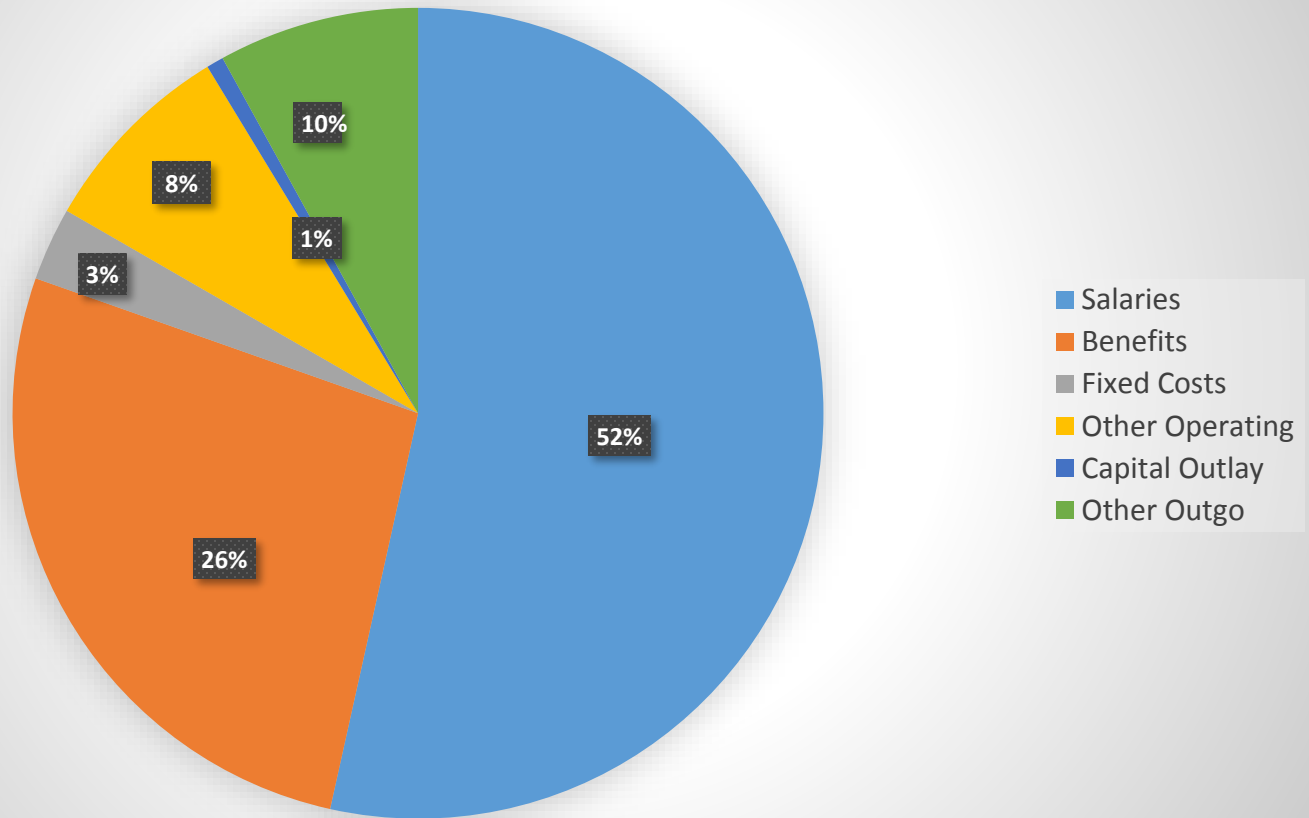
**MARIN COMMUNITY COLLEGE DISTRICT
ADOPTION BUDGET 2022-2023**

**PART IV - UNRESTRICTED GENERAL FUND
C. STATEMENT OF SOURCES OF FUNDS**

FISCAL YEAR	ACTUAL 2018-2019	ACTUAL 2019-2020	ACTUAL 2020-2021	ESTIMATED 2021-2022	ADOPTION BUDGET 2022-2023	CHANGE FROM FY 2019
PROGRAM-BASED FUNDING						
STATE GENERAL APPORTIONMENT	\$ 220,374	\$ 137,515	\$ 320,461	\$ 248,439	\$ 255,858	16.1%
STATE SUBVENTIONS	258,505	257,184	254,512	252,735	247,407	-4.3%
TOTAL	478,879	394,699	574,973	501,174	503,265	5.1%
PROPERTY TAXES						
SECURED	54,980,565	56,639,902	59,686,620	62,295,064	65,465,432	19.1%
SUPPLEMENTAL	1,239,551	1,247,569	1,213,249	2,125,670	1,961,248	58.2%
UNSECURED	1,015,258	1,126,970	1,146,757	1,218,748	1,203,483	18.5%
PRIOR-YEAR	75,593	85,908	73,523	34,595	39,897	-47.2%
RDA	401,802	455,832	462,212	511,483	100,000	-75.1%
TOTAL TAXES	57,712,769	59,556,181	62,582,361	66,185,560	68,770,060	19.2%
ENROLLMENT FEES	2,006,837	1,940,563	1,964,712	1,929,528	1,954,348	-2.6%
TOTAL PROGRAM-BASED	60,198,485	61,891,443	65,122,046	68,616,262	71,227,673	18.3%
FEDERAL REVENUE	405	330	304	240	-	-100.0%
STATE REVENUE						
STRS/PERS "ON-BEHALF" PAYMENTS	3,556,755	2,334,233	2,871,968	2,145,278	2,467,091	-30.6%
OTHER STATE	1,437,425	1,255,952	1,727,226	1,961,440		-100.0%
EPA - PROP 30					258,200	0.0%
FULL-TIME FACULTY HIRING					467,584	0.0%
LOTTERY					420,866	0.0%
MANDATED COSTS					77,873	0.0%
PART-TIME FACULTY COMPENSATION					111,712	0.0%
TOTAL STATE	4,994,180	3,590,185	4,599,194	4,106,718	3,803,326	-23.8%
LOCAL REVENUE						
INTEREST	179,993	260,074	62,901	4,805	10,000	-94.4%
NON-RESIDENCE FEES	884,422	942,900	793,995	831,223	825,000	-6.7%
OTHER STUDENT CHARGES	30,554	26,958	24,656	22,392	18,360	-39.9%
MISCELLANEOUS	296,190	245,652	110,970	116,168	105,000	-64.5%
TOTAL LOCAL	1,391,159	1,475,584	992,522	974,588	958,360	-31.1%
OTHER FINANCING SOURCES	882,222	368,114	441,886	197,577	157,200	-82.2%
TOTAL REVENUE	\$ 67,466,451	\$ 67,325,656	\$ 71,155,952	\$ 73,895,385	\$ 76,146,559	12.9%

MARIN COMMUNITY COLLEGE DISTRICT
ADOPTION BUDGET 2022-2023

Unrestricted Fund - Budgeted Expenditures



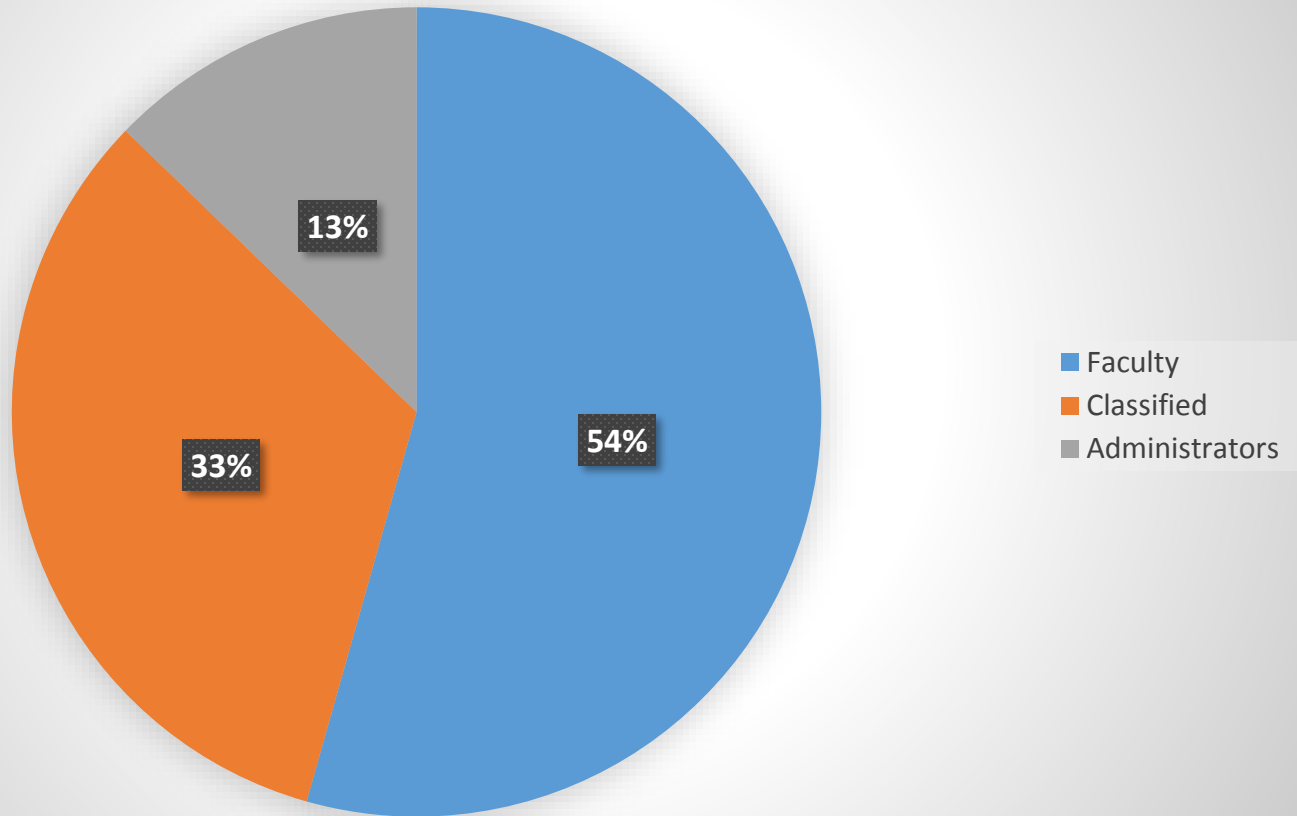
**MARIN COMMUNITY COLLEGE DISTRICT
ADOPTION BUDGET 2022-2023**

**PART IV - UNRESTRICTED GENERAL FUND
D. STATEMENT OF USES OF FUNDS**

FISCAL YEAR	ACTUAL 2018-2019	ACTUAL 2019-2020	ACTUAL 2020-2021	ESTIMATED 2021-2022	ADOPTION BUDGET 2022-2023	CHANGE FROM FY 2019
USE OF FUNDS						
SALARIES	\$ 35,751,215	\$ 36,001,422	\$ 35,156,113	\$ 38,397,200	\$ 42,582,805	19.1%
BENEFITS	17,405,824	16,123,962	16,694,824	17,305,233	21,433,677	23.1%
TOTAL SALARIES & BENEFITS	53,157,039	52,125,384	51,850,937	55,702,433	64,016,482	20.4%
FIXED EXPENSES	2,256,980	2,040,305	2,042,501	2,153,820	2,326,126	3.1%
OTHER OPERATING	4,935,522	3,694,493	3,843,071	4,045,371	6,359,446	28.9%
CAPITAL OUTLAY	258,013	285,500	152,879	646,531	545,119	111.3%
OTHER OUTGO	4,417,520	10,323,573	5,423,203	9,104,145	7,875,964	78.3%
TOTAL OTHER EXPENSES	11,868,035	16,343,871	11,461,654	15,949,867	17,106,655	44.1%
TOTAL USES	\$ 65,025,074	\$ 68,469,255	\$ 63,312,591	\$ 71,652,300	\$ 81,123,137	24.8%

MARIN COMMUNITY COLLEGE DISTRICT
ADOPTION BUDGET 2022-2023

Unrestricted Fund - Budgeted Salaries



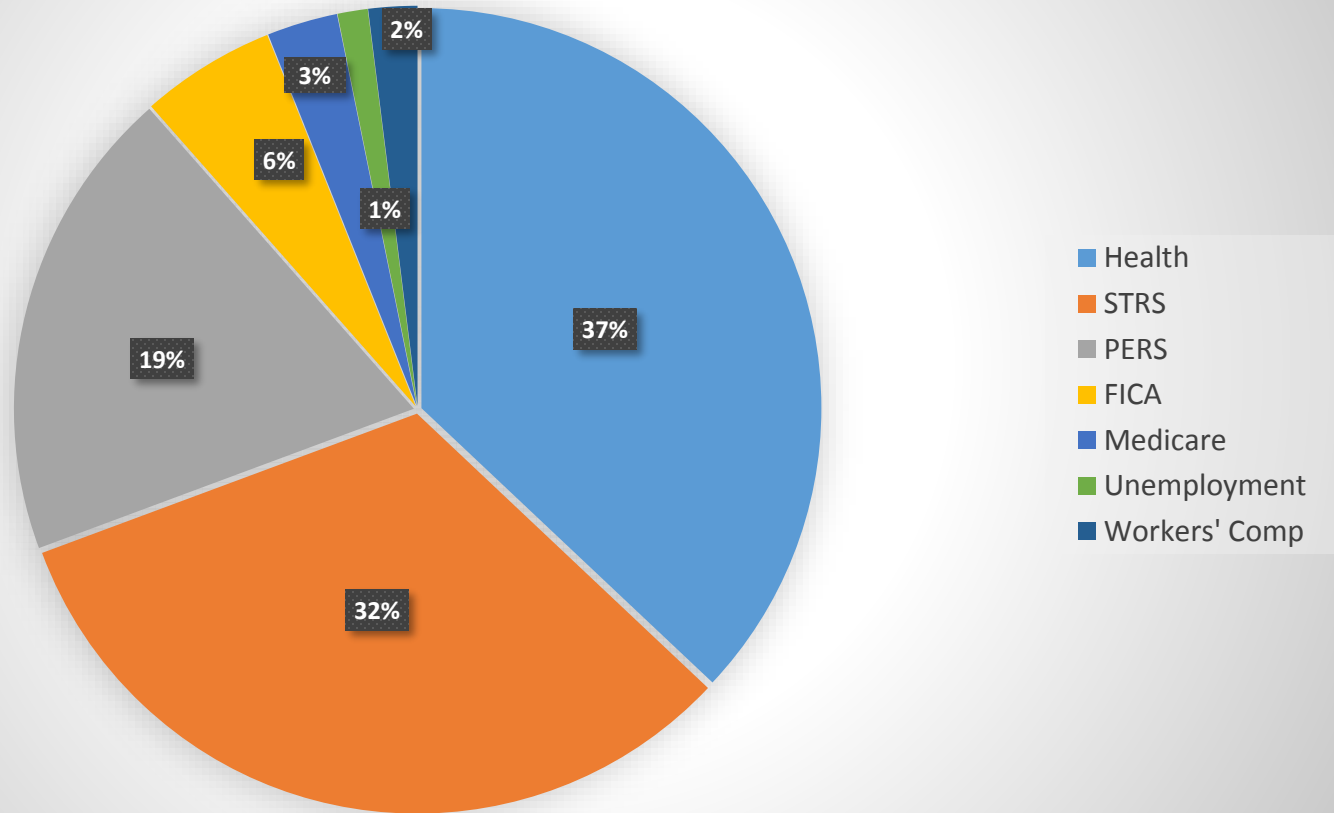
**MARIN COMMUNITY COLLEGE DISTRICT
ADOPTION BUDGET 2022-2023**

**PART IV - UNRESTRICTED GENERAL FUND
SALARY ANALYSIS**

FISCAL YEAR	ACTUAL	ACTUAL	ACTUAL	ESTIMATED	ADOPTION	CHANGE
	2018-2019	2019-2020	2020-2021	2021-2022	BUDGET	FROM
					2022-2023	FY 2019
SALARIES						
FACULTY						
INSTRUCTORS-REGULAR	\$ 9,885,691	\$ 9,842,233	\$ 9,527,890	\$ 10,576,907	\$ 11,954,499	20.9%
INSTRUCTORS-HOURLY	8,472,369	8,291,487	7,538,565	7,841,037	7,906,085	-6.7%
NON-INSTRUCTORS-REGULAR	1,480,930	1,493,689	1,462,641	1,483,347	1,871,660	26.4%
NON-INSTRUCTORS-HOURLY	797,990	1,079,391	1,266,761	1,474,220	1,424,207	78.5%
FACULTY	20,636,980	20,706,800	19,795,857	21,375,511	23,156,451	12.2%
CLASSIFIED						
STAFF - REGULAR	9,447,824	9,377,726	9,385,489	10,358,349	12,215,095	29.3%
INSTRUCTIONAL - REGULAR	921,909	960,363	931,864	903,509	1,055,826	14.5%
HOURLY INST./NON INST.	600,584	568,086	398,421	481,640	563,187	-6.2%
OVERTIME	114,041	145,934	99,592	124,587	154,606	35.6%
CLASSIFIED	11,084,358	11,052,109	10,815,366	11,868,085	13,988,714	26.2%
ADMINISTRATORS						
ACADEMIC	1,995,475	2,149,276	2,093,873	2,359,926	2,439,392	22.2%
CLASSIFIED	2,034,402	2,093,237	2,451,017	2,793,678	2,998,248	47.4%
ADMINISTRATORS	4,029,877	4,242,513	4,544,890	5,153,604	5,437,640	34.9%
TOTAL SALARIES	\$ 35,751,215	\$ 36,001,422	\$ 35,156,113	\$ 38,397,200	\$ 42,582,805	19.1%

MARIN COMMUNITY COLLEGE DISTRICT
ADOPTION BUDGET 2022-2023

Unrestricted Fund - Budgeted Benefits



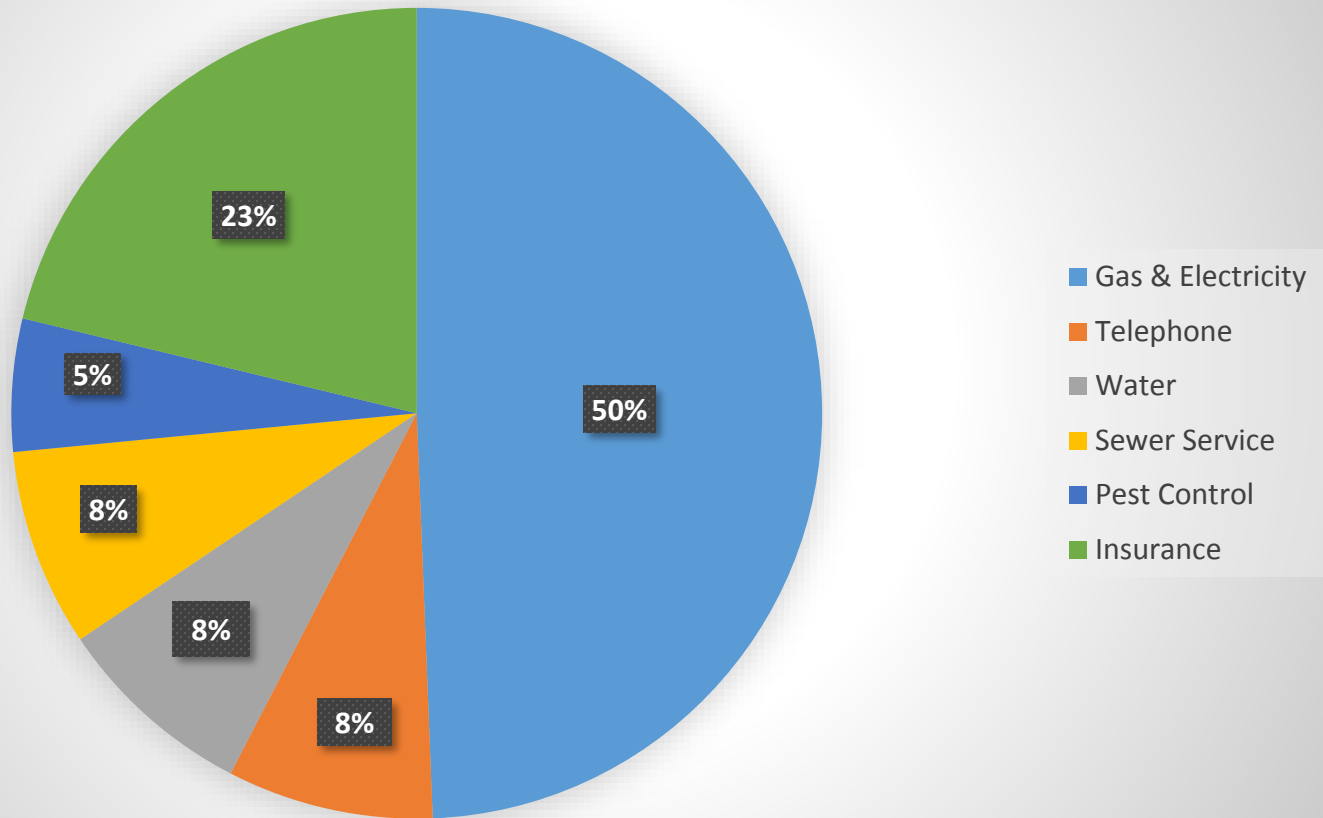
**MARIN COMMUNITY COLLEGE DISTRICT
ADOPTION BUDGET 2022-2023**

**PART IV - UNRESTRICTED GENERAL FUND
BENEFIT ANALYSIS**

FISCAL YEAR	ACTUAL 2018-2019	ACTUAL 2019-2020	ACTUAL 2020-2021	ESTIMATED 2021-2022	ADOPTION BUDGET 2022-2023	CHANGE FROM FY 2019
PUBLIC RETIREMENT						
STRS	\$ 5,772,911	\$ 5,428,142	\$ 4,930,706	\$ 5,359,723	\$ 6,924,556	19.9%
PERS	3,268,849	2,576,739	3,532,413	3,285,113	4,106,402	25.6%
FICA	950,922	960,658	906,188	1,012,510	1,168,269	22.9%
MEDICARE	506,558	509,971	502,273	549,779	613,177	21.0%
UNEMPLOYMENT	49,353	58,861	59,379	152,818	261,439	429.7%
WORKERS COMP. INS.	302,897	286,522	263,976	317,623	422,880	39.6%
TOTAL	11,117,921	9,820,893	10,194,935	10,677,566	13,496,723	21.4%
HEALTH PROTECTION	6,287,903	6,303,069	6,499,889	6,627,667	7,936,954	26.2%
TOTAL BENEFITS	\$ 17,405,824	\$ 16,123,962	\$ 16,694,824	\$ 17,305,233	\$ 21,433,677	23.1%

MARIN COMMUNITY COLLEGE DISTRICT
ADOPTION BUDGET 2022-2023

Unrestricted Fund - Budgeted Fixed Expenses



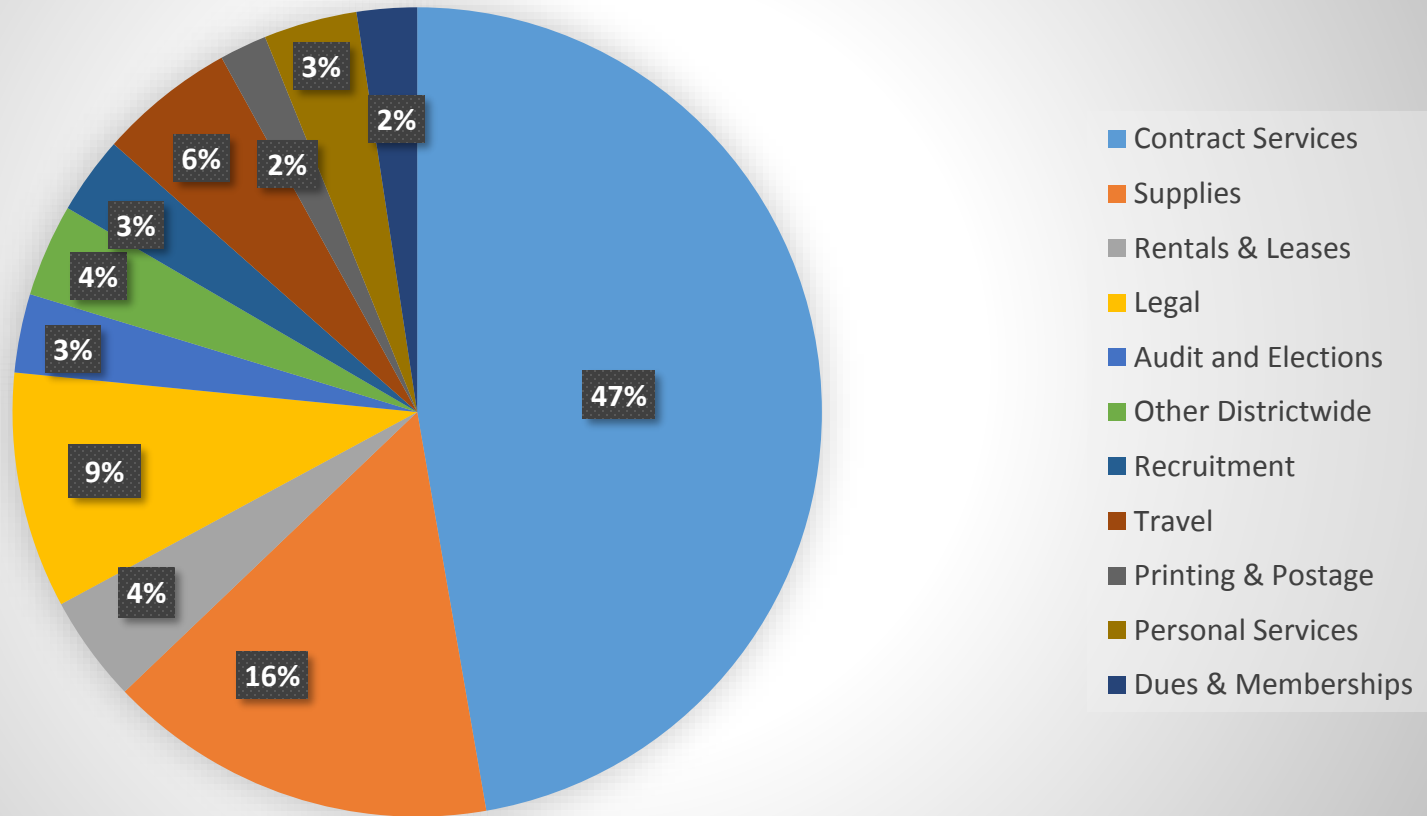
**MARIN COMMUNITY COLLEGE DISTRICT
ADOPTION BUDGET 2022-2023**

**PART IV - UNRESTRICTED GENERAL FUND
FIXED EXPENSES ANALYSIS**

FISCAL YEAR	ACTUAL	ACTUAL	ACTUAL	ESTIMATED	ADOPTION	CHANGE
	2018-2019	2019-2020	2020-2021	2021-2022	BUDGET	FROM
					2022-2023	FY 2019
FIXED EXPENSES						
UTILITIES						
SEWER SERVICE	\$ 170,604	\$ 124,372	\$ 137,823	\$ 169,844	\$ 183,432	7.5%
TELEPHONE	162,567	165,650	180,475	177,066	191,231	17.6%
WATER	136,602	210,023	290,422	172,181	185,955	36.1%
GAS & ELECTRICITY	1,284,573	990,236	878,263	1,063,344	1,148,412	-10.6%
PEST CONTROL	124,698	149,071	112,833	113,971	123,089	-1.3%
	<u>1,879,044</u>	<u>1,639,352</u>	<u>1,599,816</u>	<u>1,696,406</u>	<u>1,832,119</u>	<u>-2.5%</u>
INSURANCE	<u>377,936</u>	<u>400,953</u>	<u>442,685</u>	<u>457,414</u>	<u>494,007</u>	<u>30.7%</u>
TOTAL	<u><u>\$ 2,256,980</u></u>	<u><u>\$ 2,040,305</u></u>	<u><u>\$ 2,042,501</u></u>	<u><u>\$ 2,153,820</u></u>	<u><u>\$ 2,326,126</u></u>	<u><u>3.1%</u></u>

MARIN COMMUNITY COLLEGE DISTRICT
ADOPTION BUDGET 2022-2023

Unrestricted Fund - Budgeted Operating Expenses



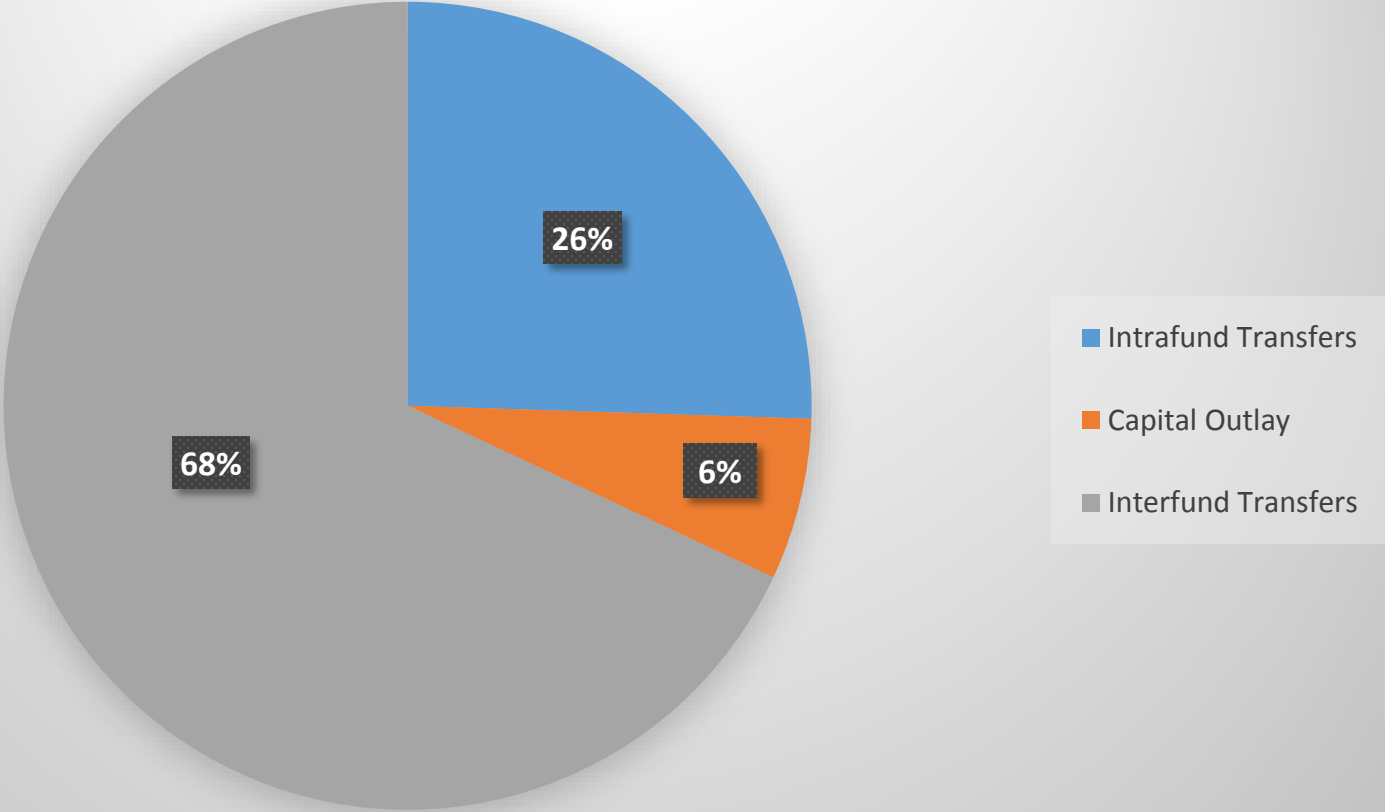
**MARIN COMMUNITY COLLEGE DISTRICT
ADOPTION BUDGET 2022-2023**

**PART IV - UNRESTRICTED GENERAL FUND
OTHER OPERATING EXPENSES ANALYSIS**

FISCAL YEAR	<u>ACTUAL 2018-2019</u>	<u>ACTUAL 2019-2020</u>	<u>ACTUAL 2020-2021</u>	<u>ESTIMATED 2021-2022</u>	<u>ADOPTION BUDGET 2022-2023</u>	<u>CHANGE FROM FY 2019</u>
OTHER OPERATING EXPENSES						
SUPPLIES & MATERIALS	\$ 711,595	\$ 666,674	\$ 443,267	\$ 855,703	\$ 991,616	39.4%
PERSONAL SVCE, LECTURE	153,584	58,140	111,386	86,835	237,450	54.6%
TRAVEL & CONFERENCE	190,529	112,289	33,096	121,675	347,106	82.2%
DUES & MEMBERSHIP	122,699	131,384	120,819	105,955	152,700	24.5%
LEGAL	221,932	407,329	220,478	313,146	600,000	170.4%
AUDITS & ELECTION	133,490	108,640	262,520	68,980	200,000	49.8%
CONTRACTED SERVICES	2,182,332	1,509,611	2,092,398	2,008,480	3,005,855	37.7%
POSTAGE	56,439	33,323	59,526	34,930	64,960	15.1%
PRINTING & PUBLICATION	59,955	34,590	2,014	56,977	55,412	-7.6%
RENTAL & LEASES	149,986	242,788	242,343	242,318	271,207	80.8%
RECRUITMENT	309,837	288,005	192,392	291,238	197,715	-36.2%
OTHER DISTRICT-WIDE EXP.	637,054	101,268	62,355	(140,866)	235,000	-63.1%
MISCELLANEOUS	6,090	452	477	-	425	-93.0%
TOTAL	\$ 4,935,522	\$ 3,694,493	\$ 3,843,071	\$ 4,045,371	\$ 6,359,446	28.9%

MARIN COMMUNITY COLLEGE DISTRICT
ADOPTION BUDGET 2022-2023

Unrestricted Fund - Budgeted Capital and Other Outgo



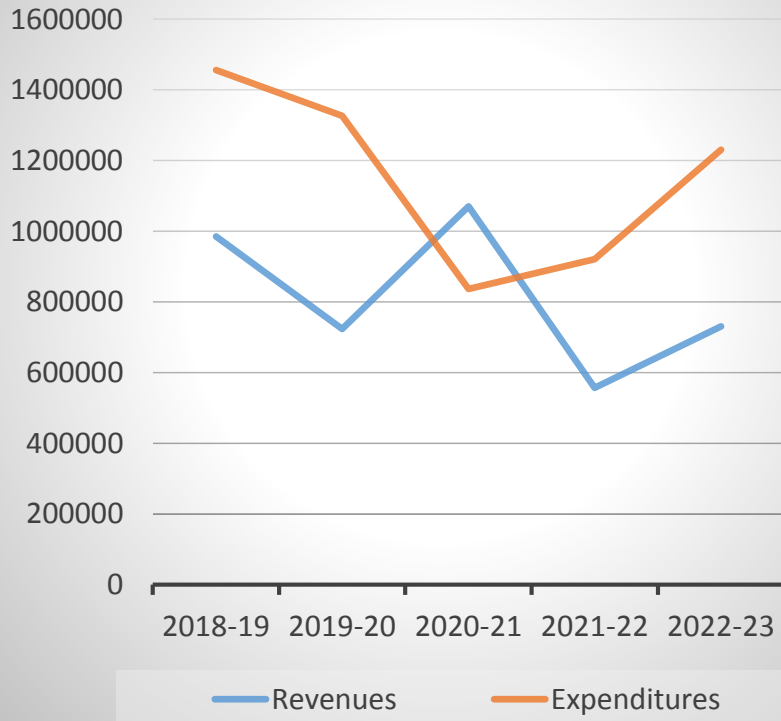
**MARIN COMMUNITY COLLEGE DISTRICT
ADOPTION BUDGET 2022-2023**

**PART IV - UNRESTRICTED GENERAL FUND
CAPITAL OUTLAY AND OTHER OUTGO ANALYSIS**

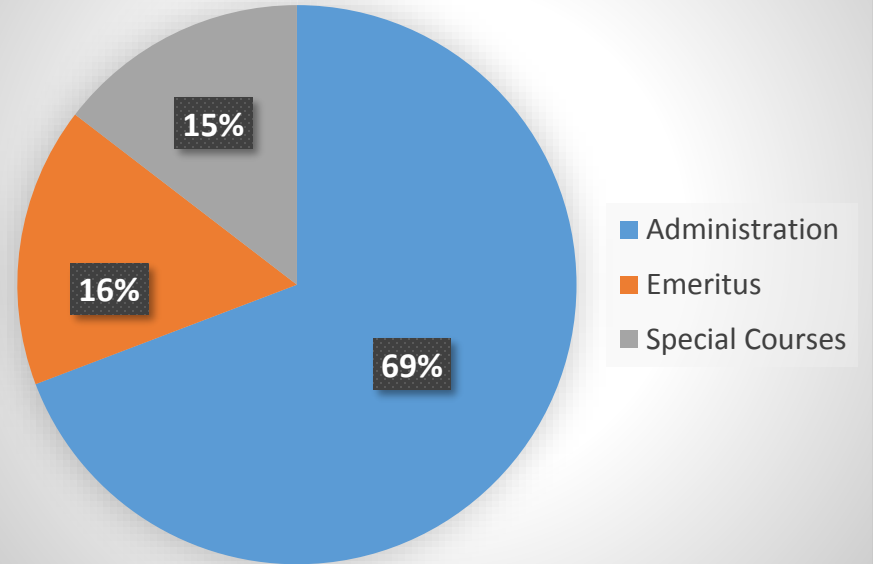
FISCAL YEAR	ACTUAL	ACTUAL	ACTUAL	ESTIMATED	ADOPTION	CHANGE
	2018-2019	2019-2020	2020-2021	2021-2022	BUDGET	FROM
					2022-2023	FY 2019
CAPITAL OUTLAY						
LIBRARY BOOKS/PERIODICALS	\$ 73,303	\$ 88,674	\$ 95,192	\$ 97,937	\$ 120,670	64.6%
EQUIPMENT NEW & LEASED	184,710	196,826	57,687	548,594	424,449	129.8%
TOTAL	\$ 258,013	\$ 285,500	\$ 152,879	\$ 646,531	\$ 545,119	111.3%
OTHER OUTGO						
INTERFUND TRANSFERS:						
MAINTENANCE MANAGEMENT FUND	\$ 1,000,000	\$ 2,482,374	\$ 149,105	\$ 1,000,000	\$ 2,500,000	150.0%
INSTRUCT. & ADMIN. SUPPORT FOR LAB SCHOOL	216,880	195,082	35,785	99,123	142,615	-34.2%
CHILD DEVELOPMENT FUND	79,730	271,141	35,784	58,140	253,259	217.6%
IVC ORGANIC FARM FUND	209,235	209,082	194,866	238,631	155,334	-25.8%
WORKFORCE HOUSING OPERATIONS FUND	-	118,256	-	-	-	0.0%
MIWOK CENTER OPERATIONS FUND	-	-	-	500,000	-	0.0%
TECHNOLOGY FUND	-	-	-	1,000,000	500,000	0.0%
BOLINAS SITE	-	-	-	-	1,000,000	0.0%
STUDENT FINANCIAL AID TRUST FUND	-	38,090	-	-	-	0.0%
RDA FUND	-	-	258,794	421,151	-	0.0%
HAMILTON REDEV. BOND REDEMPTION	125,294	3,135,894	297,171	546,757	235,328	87.8%
LEASE REVENUE BOND INTEREST & REDEMPTION	550,000	550,000	550,000	544,156	547,356	-0.5%
CERTIFICATES OF PARTICIPATION DEBT SERVICE	200,000	200,000	152,000	304,794	303,594	51.8%
SOLAR OPERATIONS FUND	-	360,000	120,000	120,000	90,000	0.0%
CATASTROPHIC RESERVE FUND	-	-	-	1,500,000	-	0.0%
PARS CONTRIBUTIONS	600,000	500,000	2,700,000	1,250,000	-	-100.0%
TOTAL INTERFUND TRANSFERS:	\$ 2,981,139	\$ 8,059,919	\$ 4,493,505	\$ 7,582,752	\$ 5,727,486	92.1%
INTRAFUND TRANSFERS:						
ADVANCEMENT	\$ 272,254	\$ 194,480	\$ 271,762	\$ -	\$ -	-100.0%
COVID-19 FUND	-	1,074,828	-	123,971	213,785	0.0%
MARIN EQUITY FUND	-	-	16,519	49,137	184,344	0.0%
PRESIDENT'S RESERVED CONTINGENCY FUND	-	-	-	198,824	750,000	0.0%
SAS	435,445	263,446	245,416	267,194	156,019	-64.2%
PUENTE	108,555	84,727	78,834	83,210	96,453	-11.1%
BFAP/FA	116,668	108,180	46,972	26,127	71,207	-39.0%
STUDENT EQUITY & ACHIEVEMENT (SEA)	-	206,156	-	-	-	0.0%
EOPS/CARE/CALWORKS/TANF	23,209	43,350	58,461	60,162	766	-96.7%
HEALTH CENTER	-	15,233	-	-	-	0.0%
PARKING	302,619	144,256	85,097	622,621	598,129	97.7%
MISCELLANEOUS	1,452	1,424	6,603	42,184	77,775	5256.4%
TOTAL INTRAFUND TRANSFERS:	\$ 1,260,202	\$ 2,136,080	\$ 809,664	\$ 1,473,430	\$ 2,148,478	70.5%
OTHER USES:						
DEBT RETIREMENT	\$ 176,179	\$ 127,574	\$ 120,034	\$ 47,963	\$ -	-100.0%
TOTAL OTHER USES	\$ 176,179	\$ 127,574	\$ 120,034	\$ 47,963	\$ -	-100.0%
TOTAL OTHER OUTGO	\$ 4,417,520	\$ 10,323,573	\$ 5,423,203	\$ 9,104,145	\$ 7,875,964	78.3%

MARIN COMMUNITY COLLEGE DISTRICT
ADOPTION BUDGET 2022-2023
COMMUNITY SERVICES

Revenue and Expenditures Trends



CES Budgeted Expenditures



**MARIN COMMUNITY COLLEGE DISTRICT
ADOPTION BUDGET 2022-2023**

**E. COMMUNITY SERVICES
REVENUE AND EXPENDITURE REPORT**

FISCAL YEAR	ACTUAL 2018-2019	ACTUAL 2019-2020	ACTUAL 2020-2021	ESTIMATED 2021-2022	ADOPTION BUDGET 2022-2023	CHANGE FROM FY 2019
REVENUE						
Program Revenue	\$ 922,866	\$ 680,763	\$ 332,566	\$ 493,471	\$ 621,089	-32.7%
Contributions	-	-	-	63,690	109,447	0.0%
Interfund Transfer In - Haddie Fund	62,138	42,594	54,323	-	-	-100.0%
Intrafund Transfer In - HEERF	-	-	683,182	-	-	0.0%
Total Revenue	\$ 985,004	\$ 723,357	1,070,071	557,161	730,536	-25.8%
EXPENDITURES BY PROGRAM						
Program Administration	\$ 879,605	\$ 788,402	\$ 702,425	\$ 745,306	\$ 851,655	-3.2%
Facilities Use	678	-	-	-	-	-100.0%
Intensive English	259,942	264,229	1,410	-	-	-100.0%
Emeritus	155,581	123,115	64,798	76,145	199,435	28.2%
Short Courses/Workshops	159,934	150,797	68,604	99,570	179,446	12.2%
Total Expenditures	\$ 1,455,740	\$ 1,326,543	\$ 837,237	\$ 921,021	\$ 1,230,536	-15.5%
TRANSFER IN FROM UNRESTRICTED FUND	\$ (470,736)	\$ (603,186)	\$ 232,834	\$ (363,860)	\$ (500,000)	6.2%

**MARIN COMMUNITY COLLEGE DISTRICT
ADOPTION BUDGET 2022-2023**

F. GENERAL FUND - RESTRICTED PROGRAMS

REVENUE AND EXPENDITURE BUDGET

FISCAL YEAR	ACTUAL	ACTUAL	ACTUAL	ESTIMATED	ADOPTION	%
	2018-2019	2019-2020	2020-2021	2021-2022	BUDGET	CHANGE
FEDERAL SOURCES						
Child Development Training Consortium	\$ 10,188	\$ 11,214	\$ 6,821	\$ 4,526	\$ 2,500	-44.8%
College Work Study Program	189,242	172,666	162,109	249,924	250,000	0.0%
COVID-19 Response Block Grant	-	-	166,767	-	-	0.0%
DOE - Open Textbook Pilot Program	-	-	17,747	167,376	253,012	51.2%
ECE Mentor Program	5,430	5,138	1,600	15,182	32,035	111.0%
Foster Care Education Program (39% Federal)	30,058	25,709	24,092	21,528	25,000	16.1%
HEERF I - CARES Relief Act	-	117,168	556,804	-	-	0.0%
HEERF II - Coronavirus Response - CRRSAA	-	-	2,852,756	-	-	0.0%
HEERF III - American Rescue Plan	-	-	394,925	2,503,339	238,859	-90.5%
Office of Emergency Services – Preparedness Plan Carry Fwd	-	-	-	-	1,439	0.0%
PELL (Grants & Admin) & Direct Loan Programs	2,577	1,538	-	482	7,783	1514.7%
Transitional Assistance to Needy Families (48% Federal)	14,847	14,924	20,748	15,082	15,000	-0.5%
VTEA - Tech. Prep.	41,377	46,195	-	-	-	0.0%
Vocational & Applied Tech. Education	92,542	87,072	95,667	92,885	95,220	2.5%
TOTAL FEDERAL - GENERAL FUND	\$ 386,261	\$ 481,624	\$ 4,300,036	\$ 3,070,324	\$ 920,848	-70.0%

**MARIN COMMUNITY COLLEGE DISTRICT
ADOPTION BUDGET 2022-2023**

F. GENERAL FUND - RESTRICTED PROGRAMS

REVENUE AND EXPENDITURE BUDGET

FISCAL YEAR	ACTUAL 2018-2019	ACTUAL 2019-2020	ACTUAL 2020-2021	ESTIMATED 2021-2022	ADOPTION BUDGET 2022-2023	% CHANGE
STATE SOURCES						
AB 19 CA College Promise	\$ 25,859	\$ 178,280	264,127	261,608	421,713	61.2%
AB 19 CA College Promise, Carry Forward	-	-	59,691	68,956	376,945	446.6%
AB 86 Adult Education Planning/Adult Ed Block Grant (AEBG)	-	186,243	267,554	192,180	230,824	20.1%
Adult Ed Block Grant (AEBG) Carry Forward	301,237	-	-	-	102,374	0.0%
Basic Needs Centers	-	-	-	1,175	797,936	67809.4%
Board Financial Assistance Program Admin. Allowance/R2T4	173,972	160,132	152,820	150,307	174,212	15.9%
CA Ed Learning Lab Grant - Improving Online CTE Pathways	8,159	105,472	83,790	-	-	0.0%
Cal Fresh Outreach (SB85)	-	-	-	-	27,920	0.0%
CALWORKS	149,926	171,087	153,498	153,896	170,435	10.7%
CA Planning & Research (OPR18121) Developing STEM Thinker	-	226,857	275,005	303,076	494,966	63.3%
Certified Nurse Asst (CNA) Program	-	-	12,760	43,897	842	-98.1%
Cooperative Agencies Resources for Education	70,619	79,199	87,284	101,200	172,264	70.2%
COVID-19 Response Block Grant	-	-	16,682	117,662	70,365	-40.2%
Disabled Student Programs & Services (Student Accessibility & S	776,773	808,547	771,485	746,915	910,126	21.9%
Enrollment Fee Waiver - 2% Administrative	33,897	28,686	28,731	29,364	25,031	-14.8%
Extended Opportunity Programs & Services	541,683	530,825	526,460	611,761	808,340	32.1%
Extended Opportunity Programs & Services-Carry Forward	-	1,263	-	-	1,224	0.0%
Faculty and Staff Development-Carry Forward	-	11,202	-	-	123	0.0%
Faculty and Staff Diversity-Carry Forward	25,473	23,970	42,819	41,568	463,824	1015.8%
Financial Aid Account	-	-	8,190	-	11,792	0.0%
Financial Aid Technology & Carry Forward	-	43,623	65,526	56,567	171,241	202.7%
Foster Care Education Program (61% State)	41,509	40,541	38,080	33,672	44,699	32.7%
Guided Pathways	58,776	168,270	141,903	136,015	169,712	24.8%
Guided Pathways Carry Forward	-	-	-	-	-	0.0%
Hazardous Substances Carry Forward	-	-	-	-	4,880	0.0%
SUB-TOTAL	\$ 2,894,357	\$ 2,764,197	\$ 2,996,405	\$ 3,049,819	\$ 5,651,788	85.3%

**MARIN COMMUNITY COLLEGE DISTRICT
ADOPTION BUDGET 2022-2023**

F. GENERAL FUND - RESTRICTED PROGRAMS

REVENUE AND EXPENDITURE BUDGET

FISCAL YEAR	ACTUAL 2018-2019	ACTUAL 2019-2020	ACTUAL 2020-2021	ESTIMATED 2021-2022	ADOPTION BUDGET 2022-2023	% CHANGE
STATE SOURCES CONTINUED						
SUB-TOTAL (PREVIOUS PAGE)	\$ 2,894,357	\$ 2,764,197	\$ 2,996,405	\$ 3,049,819	\$ 5,651,788	85.3%
Hunger Free Campus	5,519	13,346	15,900	-	16,967	0.0%
Mental Health Support	3,178	20,739	1,285	3,000	311,024	10267.5%
North Bay - Trades Internship Programs (CAI)	181,774	210,098	-	-	500,000	0.0%
Nursing/Economic Development & Carry Forward	109,278	102,039	98,474	105,458	139,175	32.0%
Other State Grants	166,685	34,484	4,093	-	-	0.0%
Other State Grants Carry Forward	-	-	-	-	37,545	0.0%
Peace Officers Training	1,029	489	1,505	-	3,434	0.0%
Physical Plant and Instructional Support	381,359	54,089	-	95,552	1,577,046	1550.5%
Prop. 20 – Lottery – Instructional Supplies	60,817	173,043	58,069	84,773	111,276	31.3%
Prop. 20 – Lottery – Instructional Supplies Carry Forward	-	-	-	-	1,515,044	0.0%
Retention and Enrollment Outreach (SB85)	-	-	-	42,246	360,670	753.7%
Scheduled Maintenance Carry-Forward	-	-	-	-	150,871	0.0%
STEM Scale Up	-	-	-	-	325,000	0.0%
Strong Workforce (Local) - 22/23	-	-	-	-	541,355	0.0%
Strong Workforce (Local) - 21/22	-	-	-	18,104	650,316	0.0%
Strong Workforce (Local) - 20/21	-	-	33,124	445,210	63,021	0.0%
Strong Workforce (Local) - 19/20	-	4,912	450,278	106,367	-	-100.0%
Strong Workforce (Local) - Prior Years/Carry Forward	371,242	468,273	238,126	90,705	-	-100.0%
Strong Workforce (Regional) - 22/23	-	-	-	-	322,334	0.0%
Strong Workforce (Regional) - 21/22	-	-	-	4,177	335,122	0.0%
Strong Workforce (Regional) - 20/21	-	-	-	272,746	-	-100.0%
Strong Workforce (Regional) - 19/20	-	3,131	213,930	80,744	-	-100.0%
Strong Workforce (Regional) - Prior Years/Carry Forward	435,686	274,986	147,918	19,877	-	-100.0%
Student Equity Carry Forward	17,530	-	-	-	-	0.0%
Student Equity and Achievement (SEA) Pogram	1,593,410	1,594,636	1,594,636	1,594,279	1,725,137	0.0%
Student Success & Support Program (Non-Credit) Carry Fwd	76,307	1,226	-	-	-	0.0%
Transitional Assistance to Needy Families (52% State)	16,396	15,546	20,748	16,338	15,710	-3.8%
UMOJA, Current and Carry Forward	8,257	10,081	17,208	800	4	-99.5%
Undocumented Resources Liaisons	-	-	-	18,947	151,902	701.7%
Unlock the Data, Current and Carry Forward	26,414	-	-	-	-	0.0%
Veterans Resource Center & Carry Forward	1,176	2,687	-	677	115,528	16964.7%
TOTAL STATE	\$ 6,410,414	\$ 5,748,002	\$ 5,891,699	\$ 6,049,819	\$ 14,620,269	141.7%

**MARIN COMMUNITY COLLEGE DISTRICT
ADOPTION BUDGET 2022-2023**

F. GENERAL FUND - RESTRICTED PROGRAMS

REVENUE AND EXPENDITURE BUDGET

FISCAL YEAR	ACTUAL 2018-2019	ACTUAL 2019-2020	ACTUAL 2020-2021	ESTIMATED 2021-2022	ADOPTION BUDGET 2022-2023	% CHANGE
LOCAL SOURCES						
Advancement	\$ 291,776	678,794	216,858	594,755	-	-100.0%
Advancement Carry Forward	-	-	-	-	-	0.0%
Annual Fund Drive	72,624	79,973	96,829	223,751	-	-100.0%
Cafeteria	-	-	-	21,891	26,281	20.1%
COM Foundation:						
Donations Carry Forward	-	-	-	5,485	-	0.0%
Scholarships & Carry Forward	-	-	-	4,137	-	0.0%
COMPASS	-	-	-	7,246	78,947	989.5%
Faculty Entrepreneur Champions	5,733	1,387	181	-	1,629	0.0%
Health Services - Restricted	225,299	209,271	240,155	250,764	260,000	3.7%
Health Services, Restricted & Carry Forward	-	17,480	-	-	4,459	0.0%
Maintenance Management & Carry Forward	-	328,928	38,513	-	-	0.0%
MCCD Facility Rentals	355,127	404,017	272,578	277,754	400,000	44.0%
MCCD Facility Rentals Carry Forward	-	-	-	-	646,133	0.0%
SUB-TOTAL	\$ 959,418	\$ 1,719,850	\$ 865,114	\$ 1,385,783	\$ 1,417,449	2.3%

**MARIN COMMUNITY COLLEGE DISTRICT
ADOPTION BUDGET 2022-2023**

F. GENERAL FUND - RESTRICTED PROGRAMS

REVENUE AND EXPENDITURE BUDGET

FISCAL YEAR	ACTUAL 2018-2019	ACTUAL 2019-2020	ACTUAL 2020-2021	ESTIMATED 2021-2022	ADOPTION BUDGET 2022-2023	% CHANGE
LOCAL SOURCES CONTINUED						
SUB-TOTAL (PREVIOUS PAGE)	\$ 959,418	\$ 1,719,850	\$ 865,114	\$ 1,385,783	\$ 1,417,449	2.3%
Outside Scholarships	73,897	100,794	101,290	65,099	120,000	84.3%
Parking	597,783	553,138	583,931	118,577	250,000	110.8%
President's Circle	897	-	20,988	2,355	-	-100.0%
Risk Margin (RM)/ RM Carry Forward	-	-	-	-	130,033	0.0%
San Rafael Redevelopment Carry Fwd	-	-	-	-	530,521	0.0%
Summer Bridge	-	-	-	10,537	195,854	1758.7%
Summer Camps	-	-	285	2,390	-	-100.0%
Student Technology	21,604	73,238	197,223	89,851	85,000	-5.4%
Student Technology Carry Forward	-	-	-	-	291,756	0.0%
UC Berkeley - Puente Fund	1,500	1,500	2,500	1,500	1,500	0.0%
TOTAL LOCAL	\$ 1,655,099	\$ 2,448,520	\$ 1,771,331	\$ 1,676,092	\$ 3,022,113	80.3%
OTHER FINANCING SOURCES/OUTGO						
Inter/Intrafund Transfers In/(Out)	1,669,763	2,136,080	809,664	1,473,430	2,148,478	45.8%
Contingency for Additional Grants	-	-	-	-	1,500,000	0.0%
TOTAL RESTRICTED PROGRAMS	\$ 10,121,537	\$ 10,814,226	\$ 12,772,730	\$ 12,269,665	\$ 22,211,708	81.0%

**MARIN COMMUNITY COLLEGE DISTRICT
ADOPTION BUDGET 2022-2023**

PART V – SPECIAL FUND / PROGRAM BENEFITS

A. OVERVIEW

The General Fund of the Marin Community College District reflects most of the District's educational activities. There are other funds within the District that support related operations that are either legislatively mandated or directed by the Board. A brief review of each of these funds is provided along with a summary fiscal analysis of the operations and a proposed Adoption Budget for the 2022-23 Fiscal Year. The following funds or programs are included in this section:

1. **Scholarship and Loan Trust Fund**
2. **Student Financial Aid Trust Fund**
3. **Investment Trust Fund**
4. **Child Development Fund**
5. **IVC Organic Farm Fund**
6. **Solar Operations Fund**
7. **Workforce Housing Operations Fund**
8. **Miwok Center Operations Fund**
9. **Capital Outlay Fund**
10. **Measure B Building Fund, Series A**
11. **Measure B Fund, Series A-1**
12. **Measure B Building Fund, Series B**
13. **Measure B Fund, Series B-1**
14. **Hamilton Redevelopment Bond Interest and Redemption Fund**
15. **Lease Revenue Bond (LRBs) Interest and Redemption Fund**
16. **Certificates of Participation (COPs) Debt Service Fund**
17. **Measure C Bond Interest and Redemption Fund**
18. **Measure B Bond Interest and Redemption Fund**
19. **Self-Insurance Fund**
20. **PARS-CCLC Pension Rate Stabilization Trust Fund**
21. **Other Post-Employment Benefits (OPEB) Trust Fund - CERBT**
22. **College of Marin Foundation**
23. **Associated Student Organizations**

**MARIN COMMUNITY COLLEGE DISTRICT
ADOPTION BUDGET 2022-2023**

**B. NARRATIVE TEXT AND FINANCIAL STATEMENTS
SCHOLARSHIP AND LOAN TRUST FUND
REVENUE AND EXPENDITURE REPORT**

The Scholarship and Loan Trust Fund is used to account for such gifts, donations, bequests and devises (subject to donor restrictions) which are used for scholarships or for grants in aid and loans to students. There are eleven scholarships and grants coordinated through this fund that were moved to the College of Marin Foundation in 2021-22. The total net assets transferred totaled \$802,399.

**MARIN COMMUNITY COLLEGE DISTRICT
ADOPTION BUDGET 2022-2023
B. NARRATIVE TEXT AND FINANCIAL STATEMENTS**

**SCHOLARSHIP AND LOAN TRUST FUND
REVENUE AND EXPENDITURE REPORT**

FISCAL YEAR	ACTUAL 2018-2019	ACTUAL 2019-2020	ACTUAL 2020-2021	ESTIMATED 2021-2022	ADOPTION BUDGET 2022-2023	% CHANGE
REVENUE						
Interest Income	\$ 7,867	\$ 13,195	\$ 4,710	\$ 101	\$ -	-100.0%
Additional Scholarship Income	318,271	250,441	273,016	-	-	0.0%
Total Revenue	326,138	263,636	277,726	101	-	-100.0%
EXPENDITURES						
Scholarships/Support	222,729	157,767	115,046	-	-	0.0%
Total Expenditures	222,729	157,767	115,046	-	-	0.0%
Excess of Revenue Over Expenditures	103,409	105,869	162,680	101	-	-100.0%
Other Outgo - Transfer to Foundation	-	-	-	(802,399)	-	
Beginning Fund Balance	430,340	533,749	639,618	802,298	-	-100.0%
ENDING FUND BALANCE	\$ 533,749	\$ 639,618	\$ 802,298	\$ -	\$ -	0.0%

**MARIN COMMUNITY COLLEGE DISTRICT
ADOPTION BUDGET 2022-2023**

**STUDENT FINANCIAL AID TRUST FUND
REVENUE AND EXPENDITURE REPORT**

The Student Financial Aid Trust Fund was created to account for the deposit and direct payment of government funded student financial aid, including grants and loans. Although the fund was approved by the Board of Trustees during fiscal year 2016-17, activity within the fund began with the 2017-18 fiscal year starting July 1, 2017. The Student Financial Aid Trust Fund as of June 30, 2022 is projected to have a \$0 fund balance.

**MARIN COMMUNITY COLLEGE DISTRICT
ADOPTION BUDGET 2022-2023**

**STUDENT FINANCIAL AID TRUST FUND
REVENUE AND EXPENDITURE REPORT**

FISCAL YEAR	<u>ACTUAL 2018-2019</u>	<u>ACTUAL 2019-2020</u>	<u>ACTUAL 2020-2021</u>	<u>ESTIMATED 2021-2022</u>	<u>ADOPTION BUDGET 2022-2023</u>	<u>% CHANGE</u>
REVENUE						
Interest Income	\$ -	\$ 15,766	\$ 6,061	\$ 463	\$ -	-100.0%
Federal Student Financial Aid	3,437,996	3,919,956	3,470,109	5,928,996	7,000,000	18.1%
State Student Financial Aid	451,046	640,041	684,855	906,215	450,000	-50.3%
Interfund Transfer	-	38,090	30,000	-	-	0.0%
Total Revenue	3,889,042	4,613,853	4,191,025	6,835,674	7,450,000	9.0%
EXPENDITURES						
CA Student Aid Commission/DOE/R2T4 Repaym	-	15,766	6,061	-	-	0.0%
Student Financial Aid	3,889,042	4,598,087	4,184,964	6,835,674	7,450,000	9.0%
Total Expenditures	3,889,042	4,613,853	4,191,025	6,835,674	7,450,000	9.0%
Excess of Revenue Over Expenditures	-	-	-	-	-	0.0%
Beginning Fund Balance	-	-	-	-	-	0.0%
ENDING FUND BALANCE	\$ -	\$ -	\$ -	\$ -	\$ -	0.0%

**MARIN COMMUNITY COLLEGE DISTRICT
ADOPTION BUDGET 2022-2023**

**INVESTMENT TRUST FUND
(Formerly Foundation Trust Fund)
REVENUE AND EXPENDITURE REPORT**

Previously “Foundation Trust Fund,” the name of this fund was changed in accordance with the accounting and financial statement guidelines of the California Community Colleges Chancellor’s Office. The donations in this fund are used to support scholarships and other direct financial aid to students, and other instructional and college improvement activities. There are eleven endowments and grants coordinated through this fund that were moved to the College of Marin Foundation in 2021-22. The total net assets transferred totaled \$1,322,541.

**MARIN COMMUNITY COLLEGE DISTRICT
ADOPTION BUDGET 2022-2023**

**INVESTMENT TRUST FUND
(Formerly Foundation Trust Fund)
REVENUE AND EXPENDITURE REPORT**

FISCAL YEAR	ACTUAL 2018-2019	ACTUAL 2019-2020	ACTUAL 2020-2021	ESTIMATED 2021-2022	ADOPTION BUDGET 2022-2023	% CHANGE
REVENUE						
Interest Income	\$ 19,668	\$ 24,186	\$ 8,800	\$ 161	\$ -	-100.0%
Additional Investment Income	72,797	79,999	92,462	3,000	-	-100.0%
Total Revenue	92,465	104,185	101,262	3,161	-	-100.0%
EXPENDITURES						
Scholarships/Support	14,874	28,751	15,301	-	-	0.0%
Instructional/College Improvements	1,478	1,591	-	-	-	0.0%
Total Expenditures	16,352	30,342	15,301	-	-	0.0%
Excess of Revenue Over Expenditures	76,113	73,843	85,961	3,161	-	-100.0%
Other Outgo - Transfer to Foundation	-	-	-	(1,322,541)	-	
Beginning Fund Balance	1,083,463	1,159,576	1,233,419	1,319,380	-	-100.0%
ENDING FUND BALANCE	\$ 1,159,576	\$ 1,233,419	\$ 1,319,380	\$ -	\$ -	0.0%

**MARIN COMMUNITY COLLEGE DISTRICT
ADOPTION BUDGET 2022-2023**

**CHILD DEVELOPMENT FUND
REVENUE AND EXPENDITURE REPORT**

The Child Development Fund is utilized to account for the State and locally supported operation of the Child Study Centers located at the Indian Valley (on hiatus due to construction) and Kentfield campuses.

Federal funding has declined over the last decade and currently includes only the food program. Operational revenue is projected to increase post-COVID. The 2022-23 Adoption Budget includes a slight decrease to State funding offset by an increase in parent fees as well as the continued funding from a local non-profit.

The 2022-23 projected deficit is covered by a transfer of \$395,874 from the General Fund.

**MARIN COMMUNITY COLLEGE DISTRICT
ADOPTION BUDGET 2022-2023**

**CHILD DEVELOPMENT FUND
REVENUE AND EXPENDITURE REPORT**

FISCAL YEAR	ACTUAL 2018-2019	ACTUAL 2019-2020	ACTUAL 2020-2021	ESTIMATED 2021-2022	ADOPTION BUDGET 2022-2023	% CHANGE
REVENUE						
Interest Income	\$ 2,145	\$ 1,138	\$ 1,417	\$ 60	\$ 100	66.7%
Federal Income	10,380	5,050	7,810	7,126	7,000	-1.8%
State Income	161,484	107,646	256,461	341,860	227,431	-33.5%
Other Local Income	287,855	176,623	126,567	103,904	124,000	19.3%
Grants/Contributions	139,001	60,001	60,000	60,000	60,000	0.0%
Interfund Transfer In - HEERF	-	-	156,888	-	-	0.0%
Interfund Transfer In for Instr'l & Admin. Support	216,880	195,082	35,785	99,123	142,615	43.9%
Interfund Transfer In - General Fund	79,730	271,141	35,784	58,140	253,259	335.6%
Total Revenue	897,475	816,681	680,712	670,213	814,405	21.5%
EXPENDITURES						
Certificated Salaries	498,667	444,664	332,375	347,911	404,556	16.3%
Classified Salaries	95,338	75,295	85,675	77,637	95,513	23.0%
Benefits	273,513	260,368	254,129	235,270	292,236	24.2%
Supplies	10,511	3,519	3,712	1,341	7,500	459.3%
Food	13,443	14,203	4,035	4,043	7,000	73.1%
Other Operating Expenses	6,003	18,632	786	4,011	7,100	77.0%
Equipment					500	0.0%
Total Expenditures	897,475	816,681	680,712	670,213	814,405	21.5%
Excess of Revenue Over Expenditures	-	-	-	-	-	0.0%
Beginning Fund Balance	-	-	-	-	-	0.0%
ENDING FUND BALANCE	\$ -	\$ -	\$ -	\$ -	\$ -	0.0%

**MARIN COMMUNITY COLLEGE DISTRICT
ADOPTION BUDGET 2022-2023**

**IVC ORGANIC FARM FUND
REVENUE AND EXPENDITURE REPORT**

The IVC Organic Farm Fund was established in May 2017 to account for the 5.8 acre organic farm and garden located on the IVC campus. The operations of the IVC Organic Farm will be supported by revenue generated from plant and produce sales, event rentals, and proceeds from a generous endowment received by the College of Marin Foundation.

The 2021-22 projected deficit is covered by a transfer of \$238,631 from the General Fund. In 2022-23, the College of Marin Foundation Farm endowment will be contributing \$101 thousand to reduce the deficit funded by the General Fund. The 2022-23 budgeted deficit funded by the General fund is projected to be \$155,334.

**MARIN COMMUNITY COLLEGE DISTRICT
ADOPTION BUDGET 2022-2023**

**IVC ORGANIC FARM FUND
REVENUE AND EXPENDITURE REPORT**

FISCAL YEAR	ACTUAL 2018-2019	ACTUAL 2019-2020	ACTUAL 2020-2021	ESTIMATED 2021-2022	ADOPTION BUDGET 2022-2023	% CHANGE
REVENUE						
Interest Income	\$ (447)	\$ (918)	\$ 45	\$ 21	\$ 50	138.1%
Other Local Income	38,084	66,561	53,405	57,711	59,625	3.3%
Grants/Contributions	-	-	20,000	-	101,450	0.0%
Interfund Transfer In - General Fund	209,235	209,082	194,866	238,631	155,334	-34.9%
Total Revenue	246,872	274,725	268,316	296,363	316,459	6.8%
EXPENDITURES						
Classified Salaries	163,509	181,838	172,842	196,278	208,376	6.2%
Fringe Benefits	84,813	85,110	74,775	88,659	96,795	9.2%
Supplies	1,153	2,533	16,547	7,465	6,257	-16.2%
Other Operating Expenses	3,384	3,761	2,894	3,491	4,047	15.9%
Equipment	-	1,483	1,258	470	984	109.4%
Total Expenditures	252,859	274,725	268,316	296,363	316,459	6.8%
Excess of Revenue Over Expenditures	(5,987)	-	-	-	-	0.0%
Beginning Fund Balance	5,987	-	-	-	-	0.0%
ENDING FUND BALANCE	\$ -	\$ -	\$ -	\$ -	\$ -	0.0%

**MARIN COMMUNITY COLLEGE DISTRICT
ADOPTION BUDGET 2022-2023**

**SOLAR OPERATIONS FUND
REVENUE AND EXPENDITURE REPORT**

The Solar Operations Fund was established in 2019-20 for the purpose of incurring the expenditures related to the operations and maintenance contract for the solar photovoltaic energy facilities.

**MARIN COMMUNITY COLLEGE DISTRICT
ADOPTION BUDGET 2022-2023**

**SOLAR OPERATIONS FUND
REVENUE AND EXPENDITURE REPORT**

FISCAL YEAR	<u>ACTUAL 2019-2020</u>	<u>ACTUAL 2020-2021</u>	<u>ESTIMATED 2021-2022</u>	<u>ADOPTION BUDGET 2022-2023</u>	<u>% CHANGE</u>
REVENUE					
Interest Income	\$ (25)	\$ 847	\$ 130	\$ 100	-23.1%
Other Local Income	-	-	32,627	-	-100.0%
Interfund Transfer-In - General Fund	360,000	120,000	120,000	90,000	-25.0%
Total Revenue	359,975	120,847	152,757	90,100	-41.0%
EXPENDITURES					
Other Operating Expenses	113,258	56,167	57,572	88,500	53.7%
Total Expenditures	113,258	56,167	57,572	88,500	53.7%
Excess of Revenue Over Expenditures	246,717	64,680	95,185	1,600	-98.3%
Beginning Fund Balance	-	246,717	311,397	406,582	30.6%
ENDING FUND BALANCE	\$ 246,717	\$ 311,397	\$ 406,582	\$ 408,182	0.4%

**MARIN COMMUNITY COLLEGE DISTRICT
ADOPTION BUDGET 2022-2023**

**WORKFORCE HOUSING OPERATIONS FUND
REVENUE AND EXPENDITURE REPORT**

The Workforce Housing Operations Fund was established in 2018-19 for the purpose of receiving revenue proceeds from workforce housing. The funds will be used to pay for costs of maintenance and operations of the housing, as well as for principal and interest payments for the Certificates of Participation.

**MARIN COMMUNITY COLLEGE DISTRICT
ADOPTION BUDGET 2022-2023**

**WORKFORCE HOUSING OPERATIONS (COPs) FUND
REVENUE AND EXPENDITURE REPORT**

FISCAL YEAR	ACTUAL 2018-2019	ACTUAL 2019-2020	ACTUAL 2020-2021	ESTIMATED 2021-2022	ADOPTION BUDGET 2022-2023	% CHANGE
REVENUE						
Interest Income	\$ -	\$ 1,663	\$ 755	\$ 100	\$ 500	400.0%
Other Local Income	49,080	127,907	89,795	101,268	110,000	8.6%
Interfund Transfer In - General Fund	-	118,256	-	-	-	0.0%
Total Revenue	49,080	247,826	90,550	101,368	110,500	9.0%
EXPENDITURES						
Supplies	-	-	-	-	2,000	0.0%
Other Operating Expenses	-	247,826	-	50,831	50,000	-1.6%
Total Expenditures	-	247,826	-	50,831	52,000	2.3%
Excess of Revenue Over Expenditures	49,080	-	90,550	50,537	58,500	15.8%
Beginning Fund Balance	-	49,080	49,080	139,630	190,167	36.2%
ENDING FUND BALANCE	\$ 49,080	\$ 49,080	\$ 139,630	\$ 190,167	\$ 248,667	30.8%

**MARIN COMMUNITY COLLEGE DISTRICT
ADOPTION BUDGET 2022-2023**

**MIWOK CENTER OPERATIONS FUND
REVENUE AND EXPENDITURE REPORT**

The Miwok Center Operations Fund was established in 2021-22 for the purpose of receiving revenue proceeds from the recreational use of the Miwok Center. The funds will be used to pay for costs of maintenance and operations of providing the facilities to the community for recreational use.

**MARIN COMMUNITY COLLEGE DISTRICT
ADOPTION BUDGET 2022-2023**

**MIWOK CENTER OPERATIONS FUND
REVENUE AND EXPENDITURE REPORT**

FISCAL YEAR	<u>ACTUAL 2018-2019</u>	<u>ACTUAL 2019-2020</u>	<u>ACTUAL 2020-2021</u>	<u>ESTIMATED 2021-2022</u>	<u>ADOPTION BUDGET 2022-2023</u>	<u>% CHANGE</u>
REVENUE						
Interest Income	\$ -	\$ -	\$ -	\$ 40	\$ -	-100.0%
Other Local Income	-	-	-	-	-	0.0%
Interfund Transfer In - General Fund	-	-	-	500,000	-	-100.0%
Total Revenue	-	-	-	500,040	-	-100.0%
EXPENDITURES						
Classified Salaries	-	-	-	-	-	0.0%
Benefits	-	-	-	-	-	0.0%
Supplies	-	-	-	327	-	-100.0%
Total Expenditures	-	-	-	327	-	-100.0%
Excess of Revenue Over Expenditures	-	-	-	499,713	-	-100.0%
Beginning Fund Balance	-	-	-	-	499,713	0.0%
ENDING FUND BALANCE	\$ -	\$ -	\$ -	\$ 499,713	\$ 499,713	0.0%

**MARIN COMMUNITY COLLEGE DISTRICT
ADOPTION BUDGET 2022-2023**

**CAPITAL OUTLAY FUND
REVENUE AND EXPENDITURE REPORT**

The Capital Outlay Fund has been used to finance various capital projects with lease revenue bond and other proceeds. Scheduled Maintenance funds, previously in this fund, are now received as part of the Physical Plant and Instructional Support funding and are accounted for in the General Fund, Restricted Funds.

In 2017-18, the District sold \$7.37 million of lease revenue bonds to finance solar photovoltaic energy facilities and other energy efficient projects for the Kentfield and Indian Valley campuses. This fund will be used to account for the bond proceeds and expenditures.

On October 16, 2018, the Board of Trustees of the District authorized the sale of Certificates of Participation to finance the acquisition and construction of District facilities and workforce housing units. In February 2019 the District sold \$3.98 million certificates.

**MARIN COMMUNITY COLLEGE DISTRICT
ADOPTION BUDGET 2022-2023**

**CAPITAL OUTLAY FUND
REVENUE AND EXPENDITURE REPORT**

FISCAL YEAR	ACTUAL 2018-2019	ACTUAL 2019-2020	ACTUAL 2020-2021	ESTIMATED 2021-2022	ADOPTION BUDGET 2022-2023	% CHANGE
REVENUE						
Interest Income	\$ 66,439	\$ 71,922	\$ 29,756	\$ 3,784	\$ 4,000	5.7%
Prop 39 CA Clean Energy Jobs Act	(37,416)	-	63,616	-	-	0.0%
Rotary - Jonas Center	-	5,000,000	-	-	-	0.0%
Miwok Dive Tower	-	-	8,500,000	300,000	-	-100.0%
Other Local Income	4,173,372	13,652	-	519,803	-	-100.0%
Interfund Transfers In	1,000,000	2,482,374	407,899	1,127,552	4,000,000	254.8%
Total Revenue	5,202,395	7,567,948	9,001,271	1,951,139	4,004,000	105.2%
EXPENDITURES						
COPS Projects	267,737	10,183	2,496,604	1,464,932	-	-100.0%
Prop 39 Projects	55,570	-	63,446	-	-	0.0%
Rotary - Jonas Center	1,159,980	3,840,020	-	-	-	0.0%
LRB Projects	1,002,247	100,972	11,185	-	-	0.0%
Miwok Dive Tower	-	886,436	5,223,611	2,689,953	-	-100.0%
Tech Fund	-	-	-	-	1,500,000	0.0%
Bolinas Site	-	-	-	-	1,000,000	0.0%
Other	88,963	1,228,730	76,803	409,516	300,000	-26.7%
Contingency	-	-	-	-	3,500,000	0.0%
Total Expenditures and Transfers	2,574,497	6,066,341	7,871,649	4,564,401	6,300,000	38.0%
Excess of Revenue Over Expenditures	2,627,898	1,501,607	1,129,622	(2,613,262)	(2,296,000)	-12.1%
Beginning Fund Balance	3,197,117	5,825,015	7,326,622	8,456,244	5,842,982	-30.9%
ENDING FUND BALANCE	\$ 5,825,015	\$ 7,326,622	\$ 8,456,244	\$ 5,842,982	\$ 3,546,982	-39.3%

**MARIN COMMUNITY COLLEGE DISTRICT
ADOPTION BUDGET 2022-2023**

**MEASURE B BUILDING FUND, SERIES A
REVENUE AND EXPENDITURE REPORT**

On June 7, 2016 the voters of Marin County overwhelmingly passed Measure B, a \$265,000,000 bond for facilities maintenance, job training and safety, passing with more than 60 percent of the vote, easily surpassing the required 55 percent. This bond measure authorized a combination of both tax exempt (Series A and Series B) and federally-taxable bonds (Series A-1 and Series B-1).

In December 2016, \$60,000,000 in tax exempt bonds were sold, netted against \$280,000 issuance and underwriting costs. Issuances were sold pursuant to the terms of a public sale. All proceeds were delivered to the Marin County Treasury for credit of College of Marin into its Measure B, Series A building fund.

With the bond, the District will be able to modernize classrooms, labs and other academic spaces; upgrade fire safety, campus security, disabled access, energy conservation systems; and repair facilities. Additionally, projects include the construction of new recreational facilities including rehabilitation of current athletic fields, construction of facilities for the Organic Farm & Garden, modernization of existing administration buildings at Indian Valley Campus, construction of a new Maintenance & Operations building in Kentfield and construction on the New Miwok Center is nearly complete, Pomo Complex Phase 2 and various site improvements have been completed.

To assist in the management and the implementation of the Measure B Bond program, the District retained the Gilbane Building Company as its program and construction management provider and A. Kennedy Group, Inc. as the bond management and compliance consultant.

**MARIN COMMUNITY COLLEGE DISTRICT
ADOPTION BUDGET 2022-2023**

**MEASURE B BUILDING FUND, SERIES A
REVENUE AND EXPENDITURE REPORT**

FISCAL YEAR	ACTUAL 2018-2019	ACTUAL 2019-2020	ACTUAL 2020-2021	ESTIMATED 2021-2022	ADOPTION BUDGET 2022-2023	% CHANGE
REVENUE						
Interest Income	\$ 414,976	\$ 46,318	\$ -	\$ -	\$ -	0.0%
State Revenue	18,193	-	-	-	-	0.0%
Total Revenue	433,169	46,318	-	-	-	0.0%
PROJECT EXPENDITURES						
DISTRICT WIDE						
35111 Environmental Impact Report	7,106	(3,770)	-	-	-	0.0%
35114 Property Acquisitions	6,152,886	29,327	-	-	-	0.0%
35115 Bolinas Site	61,170	21,794	-	-	-	0.0%
35510 Program Management, District Staff	341,596	11,596	-	-	-	0.0%
Districtwide Expenditures	<u>6,659,647</u>	<u>58,947</u>	<u>-</u>	<u>-</u>	<u>-</u>	<u>0.0%</u>
KENTFIELD CAMPUS						
35711 Fusselman Hall	405,999	-	26,983	-	-	0.0%
35712 Learning Resources Center	249,305	922	-	-	-	0.0%
35714 Site Improvements	163,004	(38,284)	-	-	-	0.0%
35715 Athletic Synthetic Turf Fields and Restroom/Storage	7,147,794	58,467	-	-	-	0.0%
35718 Performing Arts	360,495	8,350	-	-	-	0.0%
35719 Fine Arts	92,685	1,318	-	-	-	0.0%
35720 Science, Math and Nursing	8,610	53,512	-	-	-	0.0%
35721 Maintenance & Operations Bldg. & District Warehouse	1,555,852	121,761	-	-	-	0.0%
35726 Swing Space	201,769	(1,000)	-	-	-	0.0%
Kentfield Campus Expenditures	<u>10,361,193</u>	<u>205,046</u>	<u>26,983</u>	<u>-</u>	<u>-</u>	<u>0.0%</u>
INDIAN VALLEY CAMPUS						
35612 ADA Barrier Removal/Site Improvements	310,905	(12,132)	-	-	-	0.0%
35613 Admin Cluster	978,240	82,723	-	-	-	0.0%
35617 Organic Farm/Garden Enhancements	2,181,836	4,269	(4,561)	-	-	0.0%
35618 Pomo Cluster	6,844,122	236,974	-	(43,607)	-	-100.0%
35619 Building 27	66,908	3,749	-	-	-	0.0%
35620 New Miwok Center	3,119,236	7,375	22,015	43,607	-	-100.0%
35622 Building 12	58,323	69,412	-	-	-	0.0%
Indian Valley Campus Expenditures	<u>13,398,291</u>	<u>392,370</u>	<u>17,454</u>	<u>-</u>	<u>-</u>	<u>0.0%</u>
Total Expenditures	30,419,131	656,363	44,437	-	-	0.0%
Excess of Revenue Over Expenditures	(29,985,962)	(610,045)	(44,437)	-	-	0.0%
Beginning Fund Balance	30,640,444	654,482	44,437	-	-	0.0%
ENDING FUND BALANCE	\$ 654,482	\$ 44,437	\$ -	\$ -	\$ -	0.0%

**MARIN COMMUNITY COLLEGE DISTRICT
ADOPTION BUDGET 2022-2023**

**MEASURE B FUND, SERIES A-1
REVENUE AND EXPENDITURE REPORT**

On June 7, 2016 the voters of Marin County overwhelmingly passed Measure B, a \$265,000,000 bond for facilities maintenance, job training and safety, passing with more than 60 percent of the vote, easily surpassing the required 55 percent. This bond measure authorized a combination of both tax exempt (Series A and Series B) and federally-taxable bonds (Series A-1 and Series B-1).

In December 2016, \$37,500,000 in federally-taxable bonds were sold, netted against \$287,500 in issuance and underwriting costs. Issuances were sold pursuant to the terms of a public sale and all proceeds were delivered to the Marin County Treasury for credit of College of Marin into its Measure B, Series A-1 fund.

With the bond, the District constructed a new joint multipurpose facility with the Rotary Club of Novato. This facility started construction in Spring of 2019 and completed in the Fall of 2020. Funds have also been used to purchase and install instructional and other equipment including information technology equipment to equip classrooms.

To assist in the management and the implementation of the Measure B Bond program, the District retained the Gilbane Building Company as its program and construction management provider and A. Kennedy Group, Inc. as the bond management and compliance consultant.

**MARIN COMMUNITY COLLEGE DISTRICT
ADOPTION BUDGET 2022-2023**

**MEASURE B FUND, SERIES A-1
REVENUE AND EXPENDITURE REPORT**

FISCAL YEAR	ACTUAL	ACTUAL	ACTUAL	ESTIMATED	ADOPTION	%
	2018-2019	2019-2020	2020-2021	2021-2022	BUDGET 2022-2023	CHANGE
REVENUE						
Interest Income	\$ 547,883	\$ 590,485	\$ 162,392	\$ 7,083	\$ 3,000	-57.6%
Total Revenue	547,883	590,485	162,392	7,083	3,000	-57.6%
PROJECT EXPENDITURES						
DISTRICT WIDE						
35110 Campus Security	-	-	-	-	9,501	0.0%
35112 Information Technology	829,852	435,262	455,054	157,035	261,167	66.3%
35113 Instructional and Other Equipment	848,141	380,494	54,643	55,876	2,440,464	4267.6%
35114 Property Acquisitions	-	114,402	122,186	39,510	352,529	792.3%
35115 Bolinas Site	-	-	242,987	4,478	2,124,054	47333.1%
35116 Small Capital Repairs	-	978	-	-	1,999,906	0.0%
35120 Signage and Wayfinding	-	-	-	-	400,000	0.0%
35510 Program Management, District Staff	-	-	-	61,074	2,538,709	4056.8%
35599 Districtwide Contingency	-	-	-	-	3,087,775	0.0%
Districtwide Expenditures	1,677,993	931,136	874,870	317,973	13,214,105	4055.7%
KENTFIELD CAMPUS						
35710 Student Services	-	-	-	-	496,584	0.0%
35711 Fusselman Hall	-	535	-	-	-	0.0%
35712 Learning Resources Center	-	11,141	-	406,396	2,260,124	456.1%
35713 PE Complex/Pool Renovations	-	-	4,820	-	74,525	0.0%
35714 Site Improvements	-	42,330	166,419	-	1,256	0.0%
35715 Athletic Synthetic Turf Fields and Restro	-	2,982	-	-	-	0.0%
35720 Science, Math and Nursing	-	3,995	-	-	-	0.0%
35721 Maintenance & Operations Bldg. & Distri	-	-	-	-	868	0.0%
35726 Swing Space	-	12,295	-	-	28,558	0.0%
35727 Waterline and Mapping	-	-	-	-	300,000	0.0%
Kentfield Campus Expenditures	-	73,278	171,239	406,396	3,161,915	678.0%
INDIAN VALLEY CAMPUS						
35610 Jonas Center and Building 18	2,160,288	7,508,401	2,679,354	73,100	167,732	129.5%
35612 ADA Barrier Removal/Site Improvement	-	13,462	25,735	5,469	49,413	803.5%
35613 Admin Cluster	-	-	-	-	825	0.0%
35617 IVC Organic Farm	-	-	-	-	249,903	0.0%
35618 Pomo Cluster	-	7,010	666	27,753	293,531	957.7%
35620 Miwok Center	-	459	-	16,615	-	-100.0%
35624 Building 17	-	-	-	-	993,852	0.0%
35625 Building 21	-	-	-	-	1,237,403	0.0%
Indian Valley Campus Expenditur	2,160,288	7,529,332	2,705,755	122,937	2,992,659	2334.3%
Total Expenditures	3,838,281	8,533,746	3,751,864	847,306	19,368,679	2185.9%
Excess of Revenue Over Expenditures	(3,290,398)	(7,943,261)	(3,589,472)	(840,223)	(19,365,679)	2204.8%
Beginning Fund Balance	35,029,033	31,738,635	23,795,374	20,205,902	19,365,679	-4.2%
ENDING FUND BALANCE	\$ 31,738,635	\$ 23,795,374	\$ 20,205,902	\$ 19,365,679	\$ -	-100.0%

**MARIN COMMUNITY COLLEGE DISTRICT
ADOPTION BUDGET 2022-2023**

**MEASURE B BUILDING FUND, SERIES B
REVENUE AND EXPENDITURE REPORT**

On June 7, 2016 the voters of Marin County overwhelmingly passed Measure B, a \$265,000,000 bond for facilities maintenance, job training and safety, passing with more than 60 percent of the vote, easily surpassing the required 55 percent. This bond measure authorized a combination of both tax exempt (Series A and Series B) and federally-taxable bonds (Series A-1 and Series B-1).

In February 2019, \$70,000,000 in tax exempt bonds were sold, netted against \$172,000 issuance and underwriting costs. Issuances were sold pursuant to the terms of a public sale. All proceeds were delivered to the Marin County Treasury for credit of College of Marin into its Measure B, Series B building fund.

The bond will be used primarily for the Learning Resources Center, the New Miwok Center, the Maintenance and Operations Building, and to complete other ongoing construction projects at both the Kentfield Campus and IVC Campus.

To assist in the management and the implementation of the Measure B Bond program, the District retained the Gilbane Building Company as its program and construction management provider and A. Kennedy Group, Inc. as the bond management and compliance consultant.

MARIN COMMUNITY COLLEGE DISTRICT
ADOPTION BUDGET 2022-2023

MEASURE B BUILDING FUND, SERIES B
REVENUE AND EXPENDITURE REPORT

FISCAL YEAR	ACTUAL		ACTUAL		ESTIMATED		ADOPTION	
	2018-2019	2019-2020	2020-2021	2021-2022	2022-2023	%	CHANGE	
REVENUE								
Interest Income	436,675	\$ 1,219,454	\$ 237,332	\$ 2,305	\$ 750	-67.5%		
STRS/PERS "On-Behalf" Payments	-	-	30,934	-	-	0.0%		
Total Revenue	70,436,675	1,219,454	268,266	2,305	750	-99.7%		
PROJECT EXPENDITURES								
DISTRICT WIDE								
35110 Campus Security	-	1,824	19	(2)	-	-100.0%		
35111 Environmental Impact Report	-	54,205	(7,974)	(46,416)	-	-100.0%		
35112 Information Technology	-	123,748	309,948	469,008	-	-100.0%		
35113 Equipment	-	4,324	4,722	4,472	-	-100.0%		
qq 35114 Property Acquisitions	-	523,110	2,333,215	476,017	-	-100.0%		
35115 Bolinas	-	58,837	65,847	344,662	-	-100.0%		
35116 Small Capital Repairs	-	933	860	94	-	-100.0%		
35510 Program Management, District Staff	172,000	(140,004)	294,743	(225,219)	-	-100.0%		
35599 Districtwide Program Contingency	-	-	-	-	106,574	0.0%		
Districtwide Expenditures	172,000	626,977	3,001,380	1,022,616	106,574	-89.6%		
KENTFIELD CAMPUS								
35710 Student Services	-	10,118	-	3,417	-	-100.0%		
35711 Fusselman Hall	-	3,397,324	291,331	(5,212)	-	-100.0%		
35712 Learning Resources Center	-	4,046,601	5,659,660	5,924,877	-	-100.0%		
35713 PE Complex/Pool Renovations	-	(25,556)	5,104	387	-	-100.0%		
35714 Site Improvements	-	(58,628)	16,919	9,486	-	-100.0%		
35715 Athletic Synthetic Turf Fields and Restroom/Storage	-	279,714	2,332	(252)	-	-100.0%		
35717 Child Study Center	-	182	4	-	-	0.0%		
35718 Performing Arts	-	1,311,600	188,975	(2,320)	-	-100.0%		
35719 Fine Arts	-	12,760	9	(1)	-	-100.0%		
35720 Science, Math and Nursing	-	101,710	2,950	(30)	-	-100.0%		
35721 Maintenance & Operations Bldg. & District Warehouse	-	10,738,656	1,194,360	52,684	-	-100.0%		
35723 Academic Center	-	(169)	-	-	-	0.0%		
35725 Demolition of Kent Ave. Maintenance Facilities	-	(2,235)	121,868	(633)	-	-100.0%		
35726 Swing Space	-	1,418,567	11,751	(229)	-	-100.0%		
Kentfield Campus Expenditures	-	21,230,644	7,495,263	5,982,174	-	-100.0%		
INDIAN VALLEY CAMPUS								
35610 Jonas Center	-	-	3,050	(17,784)	-	-100.0%		
35612 ADA Barrier Removal/Site Improvements	-	(34,587)	161,764	19,506	-	-100.0%		
35613 Admin Cluster	-	324,720	1,038	(112)	-	-100.0%		
35617 Organic Farm/Garden Enhancements	-	66,759	(171)	19	-	-100.0%		
35618 Pomo Cluster	-	1,455,266	129,612	134,622	-	-100.0%		
35619 Building 27	-	60,352	679	496	-	-100.0%		
35620 New Miwok Center	-	9,363,411	13,895,159	6,384,747	-	-100.0%		
35622 Building 12	-	247,458	35,347	(185)	-	-100.0%		
35623 Demolition Project	-	(48,634)	19	(2)	-	-100.0%		
35624 Building 17	-	81,992	17	6,130	-	-100.0%		
35625 Building 21	-	96	5	19,033	-	-100.0%		
Indian Valley Campus Expenditures	-	11,516,833	14,226,519	6,546,470	-	-100.0%		
Total Expenditures	172,000	33,374,454	24,723,162	13,551,260	106,574	-99.2%		
Excess of Revenue Over Expenditures	70,264,675	(32,155,000)	(24,454,896)	(13,548,955)	(105,824)	-99.2%		
Beginning Fund Balance	-	70,264,675	38,109,675	13,654,779	105,824	-99.2%		
ENDING FUND BALANCE	\$ 70,264,675	\$ 38,109,675	\$ 13,654,779	\$ 105,824	\$ -	-100.0%		

**MARIN COMMUNITY COLLEGE DISTRICT
ADOPTION BUDGET 2022-2023**

**CAPITAL OUTLAY FOR MEASURE B FUND, SERIES B-1
REVENUE AND EXPENDITURE REPORT**

On June 7, 2016 the voters of Marin County overwhelmingly passed Measure B, a \$265,000,000 bond for facilities maintenance, job training and safety, passing with more than 60 percent of the vote, easily surpassing the required 55 percent. This bond measure authorized a combination of both tax exempt (Series A and Series B) and federally-taxable bonds (Series A-1 and Series B-1).

In February 2019, \$97,500,000 in federally-taxable bonds were sold, netted against \$230,000 in issuance and underwriting costs. Issuances were sold pursuant to the terms of a public sale and all proceeds were delivered to the Marin County Treasury for credit of College of Marin into its Measure B, Series B-1 fund.

The bond will be used primarily for the Learning Resources Center and to complete other ongoing construction projects at both the Kentfield Campus and IVC Campus.

To assist in the management and the implementation of the Measure B Bond program, the District retained the Gilbane Building Company as its program and construction management provider and A. Kennedy Group, Inc. as the bond management and compliance consultant.

**MARIN COMMUNITY COLLEGE DISTRICT
ADOPTION BUDGET 2022-2023**

**MEASURE B FUND, SERIES B-1
REVENUE AND EXPENDITURE REPORT**

FISCAL YEAR	ACTUAL 2018-2019	ACTUAL 2019-2020	ACTUAL 2020-2021	ESTIMATED 2021-2022	ADOPTION BUDGET 2022-2023	% CHANGE
REVENUE						
Interest Income	620,078	\$ 2,029,401	\$ 687,094	\$ 35,702	\$ 15,000	-58.0%
Total Revenue	98,120,078	2,029,401	687,094	35,702	15,000	-58.0%
PROJECT EXPENDITURES						
DISTRICT WIDE						
35599 Districtwide Program Contingency	-	-	-	-	4,088,478	0.0%
Districtwide Expenditures	230,000	-	-	-	4,088,478	0.0%
KENTFIELD CAMPUS						
35712 Learning Resources Center	-	-	-	-	96,295,158	0.0%
Kentfield Campus Expenditures	-	-	-	-	96,295,158	0.0%
INDIAN VALLEY CAMPUS						
35612 ADA Barrier Removal/Site Improvements	-	144,522	116,671	12,446	-	-100.0%
Indian Valley Campus Expenditures	-	144,522	116,671	12,446	-	-100.0%
Total Expenditures	230,000	144,522	116,671	12,446	100,383,636	n/a
Excess of Revenue Over Expenditures	97,890,078	1,884,879	570,423	23,256	(100,368,636)	n/a
Beginning Fund Balance	-	97,890,078	99,774,957	100,345,380	100,368,636	0.0%
ENDING FUND BALANCE	\$ 97,890,078	\$ 99,774,957	\$ 100,345,380	\$ 100,368,636	\$ -	-100.0%

**MARIN COMMUNITY COLLEGE DISTRICT
ADOPTION BUDGET 2022-2023**

**HAMILTON REDEVELOPMENT BOND INTEREST AND REDEMPTION FUND
REVENUE AND EXPENDITURE REPORT**

In 2003-04 the District approved the issuance of a lease revenue bond. The financing was accomplished, and a total of \$3,070,834 of bond funds was generated. After financing and placement costs, the District had \$2,705,598 available to fund capital facilities renewal projects and capital equipment purchases, and \$213,438 held in the required debt service reserve.

The bond is repaid by the stream of revenues due to the District from the Hamilton Redevelopment Project. Debt service for 2021-22 amounted to \$456,425 and is projected to be \$470,656 for 2022-23.

The bonding and its component asset, liability, expense and income elements are accounted for in accordance with the accounting and financial statement guidelines of the California Community College Chancellor's Office, as set out in the Budget and Accounting Manual (BAM).

In accordance with the BAM, the Hamilton Redevelopment Bond Redemption Fund has been created to account for the bond redemption process, including the debt service reserve, payments and other expenses, and any offsetting interest earned. The receipt of funds due to the District from the Hamilton Redevelopment Project is also recorded in this fund.

**MARIN COMMUNITY COLLEGE DISTRICT
ADOPTION BUDGET 2022-2023**

**HAMILTON REDEVELOPMENT BOND INTEREST AND REDEMPTION FUND
REVENUE AND EXPENDITURE REPORT**

FISCAL YEAR	<u>ACTUAL</u> <u>2018-2019</u>	<u>ACTUAL</u> <u>2019-2020</u>	<u>ACTUAL</u> <u>2020-2021</u>	<u>ESTIMATED</u> <u>2021-2022</u>	<u>ADOPTION</u> <u>BUDGET</u> <u>2022-2023</u>	<u>%</u> <u>CHANGE</u>
REVENUE						
Interest	\$ 24,048	\$ 18,761	\$ 14,987	\$ 2,500	\$ 2,500	0.0%
Other Local Revenue	75,935	83,391	88,574	53,020	53,000	0.0%
Interfund Transfer In	125,294	3,135,894	297,171	546,757	235,328	-57.0%
Total Revenue	225,277	3,238,046	400,732	602,277	290,828	-51.7%
EXPENDITURES						
Loan Payment	110,000	125,000	135,000	177,655	174,282	-1.9%
Interest	15,243	10,891	5,738	278,770	296,374	6.3%
Transaction fees	-	1,997	4,196	2,000	2,000	0.0%
Total Expenditures	125,243	137,888	144,934	458,425	472,656	3.1%
Excess of Revenue Over Expenditures	100,034	3,100,158	255,798	143,852	(181,828)	-226.4%
(Other Outgo - Interfund Transfers)	(500,000)	-	-	-	-	0.0%
Beginning Fund Balance	1,394,601	994,635	4,094,793	4,350,591	4,494,443	3.3%
ENDING FUND BALANCE	\$ 994,635	\$ 4,094,793	\$ 4,350,591	\$ 4,494,443	\$ 4,312,615	-4.0%

**MARIN COMMUNITY COLLEGE DISTRICT
ADOPTION BUDGET 2022-2023**

**LEASE REVENUE BOND (LRBs) INTEREST AND REDEMPTION FUND
REVENUE AND EXPENDITURE REPORT**

This fund will be used for the payment of principal and interest on the lease revenue bonds. Debt service for 2021-22 amounted to \$544,156 and is projected to be \$547,356 for 2022-23.

**MARIN COMMUNITY COLLEGE DISTRICT
ADOPTION BUDGET 2022-2023**

**LEASE REVENUE BOND (LRBs) INTEREST AND REDEMPTION FUND
REVENUE AND EXPENDITURE REPORT**

FISCAL YEAR	ACTUAL 2018-2019	ACTUAL 2019-2020	ACTUAL 2020-2021	ESTIMATED 2021-2022	ADOPTION BUDGET 2022-2023	% CHANGE
REVENUE						
Interest	\$ 10,060	\$ 12,247	\$ 4,406	\$ 500	\$ 500	0.0%
Interfund Transfer In	550,000	550,000	550,000	544,156	547,356	0.6%
Total Revenue	560,060	562,247	554,406	544,656	547,856	0.6%
EXPENDITURES						
Bond Principal	200,000	275,000	285,000	295,000	310,000	5.1%
Interest	344,446	271,556	260,556	249,156	237,356	-4.7%
Miscellaneous Expenses	(4,990)	2,200	2,200	-	-	0.0%
Total Expenditures	539,456	548,756	547,756	544,156	547,356	0.6%
Excess of Revenue Over Expenditures	20,604	13,491	6,650	500	500	0.0%
Beginning Fund Balance	545,034	565,638	579,129	585,779	586,279	0.1%
ENDING FUND BALANCE	\$ 565,638	\$ 579,129	\$ 585,779	\$ 586,279	\$ 586,779	0.1%

**MARIN COMMUNITY COLLEGE DISTRICT
ADOPTION BUDGET 2022-2023**

**CERTIFICATES OF PARTICIPATION (COPs) DEBT SERVICE FUND
REVENUE AND EXPENDITURE REPORT**

This fund will be used for the payment of principal and interest on the certificates of participation financing. Debt service for 2021-22 amounted to \$304,794 and is projected to be \$303,594 for 2022-23.

**MARIN COMMUNITY COLLEGE DISTRICT
ADOPTION BUDGET 2022-2023**

**CERTIFICATES OF PARTICIPATION (COPs) DEBT SERVICE FUND
REVENUE AND EXPENDITURE REPORT**

FISCAL YEAR	ACTUAL 2018-2019	ACTUAL 2019-2020	ACTUAL 2020-2021	ESTIMATED 2021-2022	ADOPTION BUDGET 2022-2023	% CHANGE
REVENUE						
Interest	\$ -	\$ 3,076	\$ 1,436	\$ 100	\$ 100	0.0%
Interfund Transfer In	200,000	200,000	152,000	304,794	303,594	-0.4%
Total Revenue	200,000	203,076	153,436	304,894	303,694	-0.4%
EXPENDITURES						
Principal	-	-	-	155,000	160,000	3.2%
Interest	-	197,228	149,794	149,794	143,594	-4.1%
Miscellaneous Expenses	-	2,200	2,200	-	-	0.0%
Total Expenditures	-	199,428	151,994	304,794	303,594	-0.4%
Excess of Revenue Over Expenditures	200,000	3,648	1,442	100	100	0.0%
Beginning Fund Balance	-	200,000	203,648	205,090	205,190	0.0%
ENDING FUND BALANCE	\$ 200,000	\$ 203,648	\$ 205,090	\$ 205,190	\$ 205,290	0.0%

**MARIN COMMUNITY COLLEGE DISTRICT
ADOPTION BUDGET 2022-2023**

**MEASURE C BOND INTEREST AND REDEMPTION FUND
REVENUE AND EXPENDITURE REPORT**

This fund is used for the payment of principal and interest on the bond.

Original Issue Premiums of \$3,015,266 on the sale of the bond, netted against approximately \$559,158 in issuance and underwriting costs, were deposited and future receipts from the underlying tax rolls as well as accrued interest will be deposited into the Measure C debt service fund.

In relation to the February 2009 bond sale, \$1,982,513 issue premiums netted against \$1,180,240 cost of issuance and underwriting fees. In December 2009 we received a reimbursement of \$32,042 towards the Issuance of the Bond. For the June 2011 bond sale, \$767,032 issue premiums were deposited into the Measure C Bond Redemption Fund. Related issuance costs of \$260,719 were charged against the bond issue of \$52,505,000 in the Measure C Building Fund. For the December 2012 bond sale, \$401,662 issue premiums were deposited into the Measure C Bond Redemption Fund, and paid the underwriting cost of \$120,809. Related issuance costs of \$101,675 were charged against the bond issue of \$46,995,000 in the Measure C Building Fund.

The District took advantage of low interest rates and refinanced previously-issued general obligation bonds. This refinancing is also known as “refunding.” The District previously closed four bond refundings in December 2012, June 2015, March 2016, and December 2017 which saved taxpayers approximately \$6.36 million, \$1.91 million, \$4.29 million, and \$5.09 million, respectively, over of the life of the refunded bonds.

Debt service for 2021-22 amounted to \$10,383,856 and is projected to be \$10,081,157 for 2022-23. Expenditures are covered by proceeds of the ad valorem property tax which is billed and collected by the Marin County Tax Assessor’s Office.

**MARIN COMMUNITY COLLEGE DISTRICT
ADOPTION BUDGET 2022-2023**

**MEASURE C BOND INTEREST AND REDEMPTION FUND
REVENUE AND EXPENDITURE REPORT**

FISCAL YEAR	ACTUAL 2018-2019	ACTUAL 2019-2020	ACTUAL 2020-2021	ESTIMATED 2021-2022	ADOPTION BUDGET 2022-2023	% CHANGE
REVENUE						
Interest	\$ 92,194	\$ 133,733	\$ 33,985	\$ 10,000	\$ 10,000	0.0%
Proceeds from Ad Valorem Tax	14,591,785	11,305,031	11,196,833	12,830,726	10,100,000	-21.3%
Total Revenue	14,683,979	11,438,764	11,230,818	12,840,726	10,110,000	-21.3%
EXPENDITURES						
Bond - Cost of Issuance	(2,246)	-	629,556	-	-	0.0%
Bond Principal	4,455,000	4,105,000	4,700,000	6,630,000	7,565,000	14.1%
Interest	7,983,351	7,810,700	7,629,150	3,753,856	2,516,157	-33.0%
Miscellaneous Expenses	6,351	7,333	5,866	-	-	0.0%
Total Expenditures	12,442,456	11,923,033	12,964,572	10,383,856	10,081,157	-2.9%
Excess of Revenue Over Expenditures	2,241,523	(484,269)	(1,733,754)	2,456,870	28,843	-98.8%
Other Financing Sources - Refunding Bond Proceeds	-	-	127,665,000	-	-	0.0%
(Other Outgo - Payment to Refunded Bonds Escrow Agent)	-	-	(127,035,444)	-	-	0.0%
Beginning Fund Balance	9,082,482	11,324,005	10,839,736	9,735,538	12,192,408	25.2%
ENDING FUND BALANCE	\$ 11,324,005	\$ 10,839,736	\$ 9,735,538	\$ 12,192,408	\$ 12,221,251	0.2%

**MARIN COMMUNITY COLLEGE DISTRICT
ADOPTION BUDGET 2022-2023**

**MEASURE B BOND INTEREST AND REDEMPTION FUND
REVENUE AND EXPENDITURE REPORT**

This fund is used for the payment of principal and interest on the bond.

Original Issue Premiums of \$8,075,849 on the sale of the bond, netted against approximately \$180,000 in issuance and underwriting costs, were deposited and future receipts from the underlying tax rolls as well as accrued interest will be deposited into the Measure B Bond Interest and Redemption Fund.

In September 2021, the District took advantage of low interest rates and refinanced previously-issued general obligation bonds. This refinancing is also known as “refunding.” In this bond refunding, the District recorded refunding bond proceeds of \$202,535,000 into the Measure B Bond Redemption Fund. In addition, the District placed \$201,595,764 into a refunded bond escrow trust account to pay for the refunded bonds. The refunding bond transaction incurred \$607,605 underwriting costs and \$331,631 issuance costs. In total, the 2021-22 bond refinancing transaction represents a net present value savings to the taxpayers of \$8.6 million over the life of the bonds.

Debt service for 2021-22 for amounted to \$12,386,101 and is projected to be \$16,268,822 for 2022-23. Expenditures are covered by proceeds of the ad valorem property tax which is billed and collected by the Marin County Tax Assessor’s Office.

**MARIN COMMUNITY COLLEGE DISTRICT
ADOPTION BUDGET 2022-2023**

**MEASURE B BOND INTEREST AND REDEMPTION FUND
REVENUE AND EXPENDITURE REPORT**

FISCAL YEAR	ACTUAL 2018-2019	ACTUAL 2019-2020	ACTUAL 2020-2021	ESTIMATED 2021-2022	ADOPTION BUDGET 2022-2023	% CHANGE
REVENUE						
Interest	\$ 126,266	\$ 110,318	\$ 25,243	\$ 10,000	\$ 10,000	0.0%
Proceeds from Ad Valorem Tax	13,951,219	12,289,748	13,076,806	14,069,488	16,300,000	15.9%
Measure B Premium	3,849,932	-	-	-	-	0.0%
Total Revenue	17,927,417	12,400,066	13,102,049	14,079,488	16,310,000	15.8%
EXPENDITURES						
Bond - Cost of Issuance	502,242	(10,985)	-	939,236	-	-100.0%
Bond Principal	11,010,000	10,090,000	3,430,000	3,825,000	7,590,000	98.4%
Interest	3,345,387	9,492,526	9,435,584	8,561,101	8,678,822	1.4%
Miscellaneous Expenses	4,179	990	2,970	-	-	0.0%
Total Expenditures	14,861,808	19,572,531	12,868,554	13,325,337	16,268,822	22.1%
Excess of Revenue Over Expenditures	3,065,609	(7,172,465)	233,495	754,151	41,178	-94.5%
Other Financing Sources - Refunding Bond Proceeds				202,535,000		-100.0%
(Other Outgo - Payment to Refunded Bonds Escrow Agent)				(201,595,764)		-100.0%
Beginning Fund Balance	13,307,770	16,373,379	9,200,914	9,434,409	11,127,796	17.9%
ENDING FUND BALANCE	\$ 16,373,379	\$ 9,200,914	\$ 9,434,409	\$ 11,127,796	\$ 11,168,974	0.4%

**MARIN COMMUNITY COLLEGE DISTRICT
ADOPTION BUDGET 2022-2023**

**SELF-INSURANCE FUND
REVENUE AND EXPENDITURE REPORT**

The District self-insures for vision service and for dental coverage. All revenue for these programs comes from the General Fund. The 2022-23 Adoption Budget has revenue flat compared to the actual revenue for 2021-22.

**MARIN COMMUNITY COLLEGE DISTRICT
ADOPTION BUDGET 2022-2023**

**SELF-INSURANCE FUND
REVENUE AND EXPENDITURE FUND**

FISCAL YEAR	<u>ACTUAL</u> <u>2018-2019</u>	<u>ACTUAL</u> <u>2019-2020</u>	<u>ACTUAL</u> <u>2020-2021</u>	<u>ESTIMATED</u> <u>2021-2022</u>	<u>ADOPTION</u> <u>BUDGET</u> <u>2022-2023</u>	<u>%</u> <u>CHANGE</u>
REVENUE						
Vision Care	\$ 62,825	\$ 63,028	\$ 44,039	\$ 41,900	\$ 45,000	7.4%
Dental	648,423	641,012	569,504	596,000	596,000	0.0%
Total Revenue	711,248	704,040	613,543	637,900	641,000	0.5%
EXPENDITURES						
Vision Care:						
Administrative Fees	3,935	869	278	400	500	25.0%
Claims	34,711	37,191	40,469	36,800	40,000	8.7%
Dental:						
Administrative Fees	4,967	4,934	4,742	5,100	5,500	7.8%
Claims	599,695	433,048	543,224	515,000	540,000	4.9%
Total Expenditures	643,308	476,042	588,713	557,300	586,000	5.1%
Excess of Revenue Over Expenditures	67,940	227,998	24,830	80,600	55,000	-31.8%
Other Outgo	-	-	-	-	-	0.0%
Beginning Fund Balance	332,437	400,377	628,375	653,205	733,805	12.3%
ENDING FUND BALANCE	\$ 400,377	\$ 628,375	\$ 653,205	\$ 733,805	\$ 788,805	7.5%

**MARIN COMMUNITY COLLEGE DISTRICT
ADOPTION BUDGET 2022-2023**

**PARS-CCLC PENSION RATE STABILIZATION TRUST FUND
REVENUE AND EXPENDITURE REPORT**

The PARS-CCLC Pension Rate Stabilization Trust Fund has been made available for the purpose of pre-funding pension obligations. Contributions to the trust fund will be determined by the Board of Trustees.

**MARIN COMMUNITY COLLEGE DISTRICT
ADOPTION BUDGET 2022-2023**

**PARS-CCLC PENSION RATE STABILIZATION TRUST FUND
REVENUE AND EXPENDITURE REPORT**

FISCAL YEAR	<u>ACTUAL 2018-2019</u>	<u>ACTUAL 2019-2020</u>	<u>ACTUAL 2020-2021</u>	<u>ESTIMATED 2021-2022</u>	<u>ADOPTION BUDGET 2022-2023</u>	<u>% CHANGE</u>
REVENUE						
Investment Income	\$ 308,120	\$ 324,763	\$ 1,092,526	\$ (1,281,659)	\$ 100,000	-107.8%
Total Revenue	308,120	324,763	1,092,526	(1,281,659)	100,000	-107.8%
EXPENDITURES						
Administrative Fees	10,538	12,908	21,985	29,158	24,000	-17.7%
Total Expenditures	10,538	12,908	21,985	29,158	24,000	-17.7%
Excess of Revenue Over Expenditures	297,582	311,855	1,070,541	(1,310,817)	76,000	-105.8%
Other Financing Sources - Contributions	600,000	500,000	2,700,000	1,250,000	-	-100.0%
(Other Outgo - Pension Reimbursements)	-	-	-	-	-	0.0%
Beginning Fund Balance	4,158,855	5,056,437	5,868,292	9,638,833	9,578,016	-0.6%
ENDING FUND BALANCE	\$ 5,056,437	\$ 5,868,292	\$ 9,638,833	\$ 9,578,016	\$ 9,654,016	0.8%

**MARIN COMMUNITY COLLEGE DISTRICT
ADOPTION BUDGET 2022-2023**

**OTHER POST-EMPLOYMENT BENEFITS (OPEB) TRUST FUND - CERBT
REVENUE AND EXPENDITURE REPORT**

In 2004, the Government Accounting Standards Board issued Statement No. 45, Accounting and Financial Reporting by Employers for Post-Employment Benefits Other Than Pensions, which requires public agencies, including school districts to report their costs and obligations for post-employment healthcare and other post-employment benefits (called “OPEBs”) much like they now report pension plan obligations. The philosophy behind the rule is that the costs of these post-employment benefits should be recognized as a current cost during the working years of an employee (like a CalPERS or STRS pension) rather than after they retire. GASB 45 requires that Districts with annual revenue between \$10 million and \$100 million must comply in the fiscal year after December 15, 2007, thus for College of Marin mandated compliance began with Fiscal Year 2008-09.

The District’s Board of Trustees elected early application of the GASB pronouncement and in the fall of 2004 commissioned Total Compensation System, Inc. to perform the OPEB actuarial study which was completed in the spring of 2005. The Board further directed funding the obligation in advance rather than on the prior “pay as you go” basis, and in Fiscal Year 2005-06 \$1,000,000 of pre-funding the obligation was set aside and transferred out of the General Fund into the Retiree Unfunded Medical Benefits Liability Fund. In 2007-08, an additional \$500,000 was transferred from the General Fund into the Retiree Unfunded Medical Benefits Liability Fund. And, in 2009-10, an additional \$500,000 was transferred from the General Fund into the Retiree Unfunded Medical Benefits Liability Fund. In June 2013, the funds were transferred into an irrevocable trust fund. In November 2014, the District’s Board of Trustees approved a \$250,000 contribution to the irrevocable trust fund, and in FY 2015-16, the Board of Trustees approved an \$850,000 contribution to the irrevocable trust fund.

The FY 2022-23 Adoption Budget includes “pay-as-you-go” reimbursements from the trust fund for its retiree medical and dental premium payments.

In 2021-22, an actuarial study was completed under the Governmental Accounting Standards Board Statement No. 74/75. The most recent report dated March 8, 2022 indicates that as of June 30, 2021 valuation date, the District’s Total OPEB Liability (TOL) was \$975,229 and the OPEB trust’s Fiduciary Net Position (FNP) was \$3,035,250 million. This leaves a Net OPEB Liability of (TOL-FNP) (\$2,060,021).

**MARIN COMMUNITY COLLEGE DISTRICT
ADOPTION BUDGET 2022-2023**

**OTHER POST EMPLOYMENT BENEFITS (OPEB) TRUST FUND - CERBT
REVENUE AND EXPENDITURE REPORT**

FISCAL YEAR	<u>ACTUAL 2018-2019</u>	<u>ACTUAL 2019-2020</u>	<u>ACTUAL 2020-2021</u>	<u>ESTIMATED 2021-2022</u>	<u>ADOPTION BUDGET 2022-2023</u>	<u>% CHANGE</u>
REVENUE						
Investment Income	\$ 216,016	\$ 194,461	\$ 224,333	\$ (115,907)	\$ 10,000	-108.6%
Total Revenue	216,016	194,461	224,333	(115,907)	10,000	108.6%
EXPENDITURES						
Administrative Fees	2,770	2,685	2,047	3,138	3,200	2.0%
Total Expenditures	2,770	2,685	2,047	3,138	3,200	2.0%
Excess of Revenue Over Expenditures	213,246	191,776	222,286	(119,045)	6,800	105.7%
Other Financing Sources - Contributions	-	-	-	-	-	0.0%
(Other Outgo - "Pay As You Go" Reimbursements)	(382,222)	(368,114)	(273,954)	(197,577)	(157,200)	-20.4%
Beginning Fund Balance	3,266,230	3,097,254	2,920,916	2,869,248	2,552,626	-11.0%
ENDING FUND BALANCE	\$ 3,097,254	\$ 2,920,916	\$ 2,869,248	\$ 2,552,626	\$ 2,402,226	-5.9%

**MARIN COMMUNITY COLLEGE DISTRICT
ADOPTION BUDGET 2022-2023**

**COLLEGE OF MARIN FOUNDATION
REVENUE AND EXPENDITURE REPORT**

The College of Marin Foundation accounts for such gifts, donations, bequests and devises which are used to support scholarships and other direct financial aid to students, and other instructional and college improvement activities.

In 2020-21, 167 College of Marin Foundation funds were transferred into the College's ERP system, Ellucian Banner. The total net assets transferred as of July 1, 2020 totaled \$7,561,997.

In 2021-22, the District Advancement funds were transferred to the College of Marin Foundation. The total net assets transferred totaled \$2,946,620.

**MARIN COMMUNITY COLLEGE DISTRICT
ADOPTION BUDGET 2022-2023**

**COLLEGE OF MARIN FOUNDATION FUND
REVENUE AND EXPENDITURE REPORT**

FISCAL YEAR	<u>ACTUAL</u> <u>2018-2019</u>	<u>ACTUAL</u> <u>2019-2020</u>	<u>ACTUAL</u> <u>2020-2021</u>	<u>ESTIMATED</u> <u>2021-2022</u>	<u>ADOPTION</u> <u>BUDGET</u> <u>2022-2023</u>	<u>%</u> <u>CHANGE</u>
REVENUE						
Interest Income	\$ -	\$ -	\$ 1,827,939	\$ (1,517,913)	\$ 500,000	-132.9%
Grants/Contributions	-	-	43,282	1,119,686	1,200,000	7.2%
Transfers	-	-	-	2,945,079	-	-100.0%
Contingency	-	-	-	-	1,000,000	0.0%
Total Revenue	-	-	1,871,221	2,546,852	2,700,000	6.0%
EXPENDITURES						
Scholarships & Other Student Aid	-	-	130,705	228,296	446,344	95.5%
Program Support	-	-	72,997	380,042	1,681,893	342.6%
Other Operating Expenses	-	-	66,474	207,566	410,000	97.5%
Contingency	-	-	-	-	1,000,000	0.0%
Total Expenditures	-	-	270,176	815,904	3,538,237	333.7%
Excess of Revenue Over Expenditures	-	-	1,601,045	1,730,948	(838,237)	-148.4%
Beginning Fund Balance	-	-	7,561,997	9,163,042	10,893,990	18.9%
ENDING FUND BALANCE	\$ -	\$ -	\$ 9,163,042	\$ 10,893,990	\$ 10,055,753	-7.7%

**MARIN COMMUNITY COLLEGE DISTRICT
ADOPTION BUDGET 2022-2023**

**ASSOCIATED STUDENTS ORGANIZATIONS
REVENUE AND EXPENDITURE REPORTS**

Adoption Budget for Fiscal Year 2022-2023

The budgets of the Associated Students organizations reflect the financial translation of their major objectives, goals and priorities. The proposed budgets will fund projects to meet the needs of the respective student bodies, promote student activities on the campuses, and provide extended educational experiences for students.

Goals and objectives supported by these budgets include:

- Providing opportunities for students to participate in campus governance and decision-making activities and processes.
- Supporting students in initiating, developing and administering student-oriented and directed projects, programs and services.
- Offering student educational experiences through participation in student government, budget development, and organizational management.
- Promoting student leadership opportunities and contributions on campus.
- Broadening extra-curricular and educational opportunities on campus for students.
- Providing revenues to fund Associated Students' programs, activities and services.
- Scheduling various types of events, readings, extra-curricular activities and community lectures.

**MARIN COMMUNITY COLLEGE DISTRICT
ADOPTION BUDGET 2022-2023**

ASSOCIATED STUDENTS COLLEGE OF MARIN - KTD IVC

FISCAL YEAR	ACTUAL 2018-2019	ACTUAL 2019-2020	ACTUAL 2020-2021	ESTIMATED 2021-2022	ADOPTION BUDGET 2022-2023	% CHANGE
REVENUE						
Other Local Income	\$ 98,140	\$ 84,725	\$ 76,429	\$ 70,000	\$ 87,600	25.1%
Total Revenue	98,140	84,725	76,429	70,000	87,600	25.1%
EXPENDITURES						
Supplies	25,118	9,178	1,002	8,000	20,250	153.1%
Contracted Services	7,526	8,127	13,625	10,425	10,425	0.0%
Travel/Conference	1,978	-	-	-	2,000	0.0%
Printing	1,232	1,242	-	1,500	1,500	0.0%
Other Outgo:						
Intrafund Transfers-Club Support & Emergency Loan Fund	15,924	18,482	-	3,000	21,000	600.0%
Interfund Transfers-MCCD	19,100	15,518	6,220	2,000	22,000	1000.0%
Leadership & Service Awards/Other Student Support	-	2,000	4,000	2,000	2,000	0.0%
Bookstore Vouchers	-	-	-	-	-	0.0%
Contingency	-	-	-	-	8,425	0.0%
Total Expenditures	70,878	54,547	24,847	26,925	87,600	225.3%
Excess of Revenue Over Expenditures	27,262	30,178	51,582	43,075	-	-100.0%
Beginning Fund Balance	276,585	303,847	334,025	385,607	428,682	11.2%
ENDING FUND BALANCE	\$ 303,847	\$ 334,025	\$ 385,607	\$ 428,682	\$ 428,682	0.0%

The above results reflect the combination of the Kentfield and IVC campus Associated Student Body organizations. Additionally during fiscal year 2010-11, the student body approved the assessment of a voluntary \$8 per term Student Activity Fee. The fee's purpose is to support various student activities and projects throughout the entire student population.

**MARIN COMMUNITY COLLEGE DISTRICT
ADOPTION BUDGET 2022-2023**

ASSOCIATED STUDENTS EMERITUS COLLEGE

FISCAL YEAR	<u>ACTUAL</u> <u>2018-2019</u>	<u>ACTUAL</u> <u>2019-2020</u>	<u>ACTUAL</u> <u>2020-2021</u>	<u>ESTIMATED</u> <u>2021-2022</u>	<u>ADOPTION</u> <u>BUDGET</u> <u>2022-2023</u>	<u>%</u> <u>CHANGE</u>
REVENUE						
Other Local Income	\$ 16,923	\$ 16,821	\$ 21,683	\$ 20,000	\$ 20,370	1.9%
Contingency	-	-	-	-	10,910	0.0%
Total Revenue	16,923	16,821	21,683	20,000	31,280	56.4%
EXPENDITURES						
Supplies	2,781	2,534	9	100	8,800	8700.0%
Contracted Services	2,922	1,787	798	500	180	-64.0%
Postage	1,284	743	295	200	2,300	1050.0%
Printing	284	574	646	300	1,100	266.7%
Marketing & Advertising	1,249	877	-	-	5,000	0.0%
Equipment	-	-	-	-	3,700	0.0%
Other Outgo:						
Student Emergency Assistance Fund	-	-	5,000	-	-	0.0%
Lecture Series	1,619	331	1,600	-	4,100	0.0%
Grants/Scholarships	4,000	4,000	4,000	4,000	4,000	0.0%
Service Awards	56	45	300	-	600	0.0%
Contingency	-	-	-	-	1,500	0.0%
Total Expenditures	14,195	10,891	12,648	5,100	31,280	513.3%
Excess of Revenue Over Expenditures	2,728	5,930	9,035	14,900	-	-100.0%
Beginning Fund Balance	66,399	69,127	75,057	84,092	98,992	17.7%
ENDING FUND BALANCE	\$ 69,127	\$ 75,057	\$ 84,092	\$ 98,992	\$ 98,992	0.0%

**MARIN COMMUNITY COLLEGE DISTRICT
ADOPTION BUDGET 2022-2023**

ASSOCIATED STUDENTS REPRESENTATION FEE FUND

FISCAL YEAR	ACTUAL 2018-2019	ACTUAL 2019-2020	ACTUAL 2020-2021	ESTIMATED 2021-2022	ADOPTION BUDGET 2022-2023	% CHANGE
REVENUE						
Other Local Income	\$ 10,529	\$ 12,289	\$ 7,706	\$ 12,000	\$ 12,025	0.2%
Total Revenue	10,529	12,289	7,706	12,000	12,025	0.2%
EXPENDITURES						
Travel / Conference	10,312	2,906	907	6,292	11,925	89.5%
Membership & Dues	-	-	-	-	100	0.0%
Total Expenditures	10,312	2,906	907	6,292	12,025	91%
Excess of Revenue Over Expenditures	217	9,383	6,799	5,708	-	-100.0%
Beginning Fund Balance	97,967	98,184	107,567	114,366	120,074	5.0%
ENDING FUND BALANCE	\$ 98,184	\$ 107,567	\$ 114,366	\$ 120,074	\$ 120,074	0.0%

This page intentionally left blank.

**MARIN COMMUNITY COLLEGE DISTRICT
ADOPTION BUDGET 2022-2023**

PART VI - INFORMATION DOCUMENTS

A. OVERVIEW

The objective of this section of the budget document is to provide the reader with the information documents utilized as supplementary material to the budget development presentation. These documents are:

Gann Appropriation Limit Worksheet

It is legislatively mandated that appropriations limit be approved as part of the Adoption Budget presentation. The worksheet summarizing the calculation to estimate the Gann Limit is displayed.

2022-23 Authorized Staffing

A list of all full-time equivalent staff and positions.

2021-22 Actual Gross Earnings, Employer-Paid Benefits and Total Compensation

Actual fiscal year 2021-2022 gross earnings, employer-paid benefits, and total compensation is provided for District employees. The data is based on payroll batches recorded in the financial system for the 2021-22 fiscal year. Gross earnings include all earnings such as regular pay, overload, stipends, overtime, etc. Employer-paid benefits include all District costs such as health and welfare insurance, and statutory costs such as STRS, PERS, Medicare, Social Security, workers' compensation insurance, etc. Included for reference is the employee's position title from the Banner HR module. Two listings are presented: First, in employee alphabetical order and, second, by total employee compensation in descending order.

2021-22 Average Employer Benefits Rates

Average fiscal year 2021-22 employer benefit rates for each employee class.

Dictionary of Accounting and Budgeting Terms

A dictionary of commonly used accounting and budgeting terms is presented for the user's reference.

**MARIN COMMUNITY COLLEGE DISTRICT
ADOPTION BUDGET 2022-2023**

B. GANN APPROPRIATION LIMIT WORKSHEET

I. **2022-23** Appropriations Limit:

A. 2021-22 Appropriations Limit		\$	65,104,707
B. 2022-23 Price Factor:	1.0755		
C. Population Factor:			
1. 2020-21 Second Period Actual FTES:	3,067.09		
2. 2021-22 Second Period Actual FTES:	2,859.71		
3. 2021-22 Population Change Factor:	0.9324		
(line C.2. divided by line C.1.)			
D. 2021-22 Limit adjusted by inflation and population factors (line A multiplied by line B and Line C.3.)			65,286,753
E. Adjustments to Increase Limit			
1. Transfers in of financial responsibility		-	
2. Temporary voter approved increases		-	
3. Total adjustment - increase		-	
Subtotal			65,286,753
F. Adjustments to Decrease Limit			
1. Transfers out of financial responsibility		-	
2. Lapses of voter approved increases		-	
3. Total adjustment - decrease		-	
G. 2022-23 Appropriations Limit		\$	<u>65,286,753</u>

**MARIN COMMUNITY COLLEGE DISTRICT
ADOPTION BUDGET 2022-2023**

B. GANN APPROPRIATION LIMIT WORKSHEET

II. **2022-23** Appropriations Subject to Limit:

A. State Aid (General Apportionment, Apprenticeship Allowance, and Education Protection Account tax revenue)	\$ 837,496
B. State Subventions (Home Owners Property Tax Relief, Timber Yield tax, etc.)	247,407
C. Local Property taxes	68,770,060
D. Estimated Excess Debt Service taxes	-
E. Estimated Parcel taxes, Square Foot taxes, etc.	-
F. Interest on proceeds of taxes	10,000
G. Local appropriations from taxes for unreimbursed State, Court and Federal Mandates	-
	<hr/>
H. 2022-23 Appropriations Subject to Limit	<u><u>\$ 69,864,963</u></u>

This page intentionally left blank.

**MARIN COMMUNITY COLLEGE DISTRICT
ADOPTION BUDGET 2022-2023**

C. AUTHORIZED STAFFING

	Faculty	Classified	Administrators	Totals
Unrestricted General Fund	109.84	158.38	30.15	298.37
Community Education and Services	-	4.00	1.00	5.00
Restricted General Fund	13.16	29.26	2.85	45.27
Child Development Fund	4.80	0.92	1.00	6.72
IVC Organic Farm Fund		1.00	1.00	2.00
District Totals	127.80	193.56	36.00	357.36

**MARIN COMMUNITY COLLEGE DISTRICT
ADOPTION BUDGET 2022-2023**

C. UNRESTRICTED AUTHORIZED STAFFING

TITLE	LAST	FIRST	FTE
<u>FACULTY</u>			
COUNSELOR	ARBONA	SHAILA	0.20
COUNSELOR	BRICENO-MORENO	LUZ	0.46
COUNSELOR	CULLEN	GINA	1.00
COUNSELOR	ESCOBAR	CAITLIN	0.27
COUNSELOR	KLEIN	RACHEL	0.20
COUNSELOR	MAGALLANES-RIVERA	ALEXANDRA	1.00
COUNSELOR	MALMQUIST-WEST	SARA	1.00
COUNSELOR	MUSANTE	DANILA	1.00
COUNSELOR	PERRONE	KRISTIN	0.73
COUNSELOR	RAMEY	BYRON	1.00
COUNSELOR	ROBINSON	KAREN	0.67
COUNSELOR	STEVENSON	TROY	0.13
COUNSELOR	VACANT		2.00
INSTRUCTOR	AFRICA	ERIN	1.00
INSTRUCTOR	AGUDELO-SILVA	FERNANDO	1.00
INSTRUCTOR	ALLEN	MAULA	1.00
INSTRUCTOR	BEAL	REBECCA	1.00
INSTRUCTOR	BELLISIMO	YOLANDA	1.00
INSTRUCTOR	BERRINGER	STEVEN	1.00
INSTRUCTOR	BJORKLUND	TREVOR	1.00
INSTRUCTOR	BOHLKE	WENDY	1.00
INSTRUCTOR	BONANDER	BARBARA	1.00
INSTRUCTOR	CARRERA	STEVE	1.00
INSTRUCTOR	CHENEY	PAUL	1.00
INSTRUCTOR	CHRISTENSEN	TINA	1.00
INSTRUCTOR	COTTLE	WINDEE	1.00

**MARIN COMMUNITY COLLEGE DISTRICT
ADOPTION BUDGET 2022-2023**

C. UNRESTRICTED AUTHORIZED STAFFING

TITLE	LAST	FIRST	FTE
<u>FACULTY</u>			
INSTRUCTOR	COULSON	MARIA	1.00
INSTRUCTOR	CRAWFORD	YASHICA	1.00
INSTRUCTOR	CROSBY	FRANK	1.00
INSTRUCTOR	CORTES GARCIA	PEDRO	1.00
INSTRUCTOR	DAUBENMIRE	PAUL	0.73
INSTRUCTOR	DAVIS	TAMI	1.00
INSTRUCTOR	DODGE	MARGARET	0.95
INSTRUCTOR	DUNMIRE	ERIK	1.00
INSTRUCTOR	DUNN	JASON	1.00
INSTRUCTOR	EDWARDS	SHAQUAM	0.97
INSTRUCTOR	EVERITT	DAVID	1.00
INSTRUCTOR	FARA	NICK	1.00
INSTRUCTOR	FOX	EMILY	1.00
INSTRUCTOR	FRANCE	PATRICIA	1.00
INSTRUCTOR	GONZALEZ	JAMES	1.00
INSTRUCTOR	GONZALEZ	MARCO	1.00
INSTRUCTOR	HULIN	PATRICIA	1.00
INSTRUCTOR	JACOBS	ERIN	1.00
INSTRUCTOR	JONES	ALEXANDER	1.00
INSTRUCTOR	JONES	DAVID	1.00
INSTRUCTOR	KELLY	INGRID	1.00
INSTRUCTOR	KELLY	PATRICK	1.00
INSTRUCTOR	KERR	GRANT	1.00
INSTRUCTOR	KING	DAVID	1.00
INSTRUCTOR	KLINGER	ALISA	1.00
INSTRUCTOR	KREIT	CARA	1.00

**MARIN COMMUNITY COLLEGE DISTRICT
ADOPTION BUDGET 2022-2023**

C. UNRESTRICTED AUTHORIZED STAFFING

TITLE	LAST	FIRST	FTE
<u>FACULTY</u>			
INSTRUCTOR	LEUNG	CHRISTINE	1.00
INSTRUCTOR	LI	CHRISTINE	1.00
INSTRUCTOR	MARMYSZ	JOHN	1.00
INSTRUCTOR	MARTINISI	MICHELE	1.00
INSTRUCTOR	MASSION	CHEO	1.00
INSTRUCTOR	MCCOY	ROBERT	1.00
INSTRUCTOR	MCKINNON	SARA	1.00
INSTRUCTOR	MICHELANGELO	LORI	1.00
INSTRUCTOR	MIHAL	COLLEEN	0.93
INSTRUCTOR	MILLER	TRINE	1.00
INSTRUCTOR	MORSE	LISA	1.00
INSTRUCTOR	MUELLER	JOSEPH	1.00
INSTRUCTOR	MULLER	KEVIN	1.00
INSTRUCTOR	NEWTON	STEVEN	1.00
INSTRUCTOR	NGUYEN	HIE	1.00
INSTRUCTOR	O'KEEFE	PATRICIA	1.00
INSTRUCTOR	ORDIN	LAURIE	1.00
INSTRUCTOR	PAGANI	ROSSANA	1.00
INSTRUCTOR	PALMER	RONALD	1.00
INSTRUCTOR	PARK	JESSICA	1.00
INSTRUCTOR	PASQUEL	ALICIA	1.00
INSTRUCTOR	PASSER	JOYCE	1.00
INSTRUCTOR	PATEL	BETH	1.00
INSTRUCTOR	POMAJULCA	CESAR	1.00
INSTRUCTOR	PURCELL	SHAWN	1.00
INSTRUCTOR	QUICK	DAYNA	1.00

**MARIN COMMUNITY COLLEGE DISTRICT
ADOPTION BUDGET 2022-2023**

C. UNRESTRICTED AUTHORIZED STAFFING

TITLE	LAST	FIRST	FTE
<u>FACULTY</u>			
INSTRUCTOR	RAHMAN	SUSAN	0.80
INSTRUCTOR	RODERICK	IRINA	1.00
INSTRUCTOR	RUDDLE	JOANNA	1.00
INSTRUCTOR	SAEZ-NUNEZ	HECTOR	1.00
INSTRUCTOR	SCHMIDT	SUNG-JI	1.00
INSTRUCTOR	SEERY	PATRICIA	1.00
INSTRUCTOR	SERAFIN	SCOTT	1.00
INSTRUCTOR	SMITH	SHELLEY	1.00
INSTRUCTOR	SMYTH	KATHLEEN	1.00
INSTRUCTOR	STEINMETZ	POLLY	1.00
INSTRUCTOR	STOPHER	JIM	1.00
INSTRUCTOR	TIPTON	JAMES	1.00
INSTRUCTOR	TODOROVA	ELENA	1.00
INSTRUCTOR	TURNER	WALTER	1.00
INSTRUCTOR	VACANT		8.00
INSTRUCTOR	WAGNER	KATHERINE	1.00
INSTRUCTOR	WALSH	WENDY	1.00
INSTRUCTOR	WANG	ANDREA	1.00
INSTRUCTOR	WAT	TIMOTHY	1.00
INSTRUCTOR	WELLS	STEPHANIE	1.00
INSTRUCTOR	WILLET	NANCY	1.00
INSTRUCTOR	WILSON	DEREK	1.00
INSTRUCTOR	WOODLIEF	BLAZE	0.80
INSTRUCTOR	YATES	JEFFREY	1.00
INSTRUCTOR	ZABIHI	FARHAD	1.00
INSTRUCTOR	ZAFFRAN	DAN	1.00

**MARIN COMMUNITY COLLEGE DISTRICT
ADOPTION BUDGET 2022-2023**

C. UNRESTRICTED AUTHORIZED STAFFING

TITLE	LAST	FIRST	FTE
<u>FACULTY</u>			
LIBRARIAN	ERDMANN	JOHN	1.00
LIBRARIAN	FRYE	SARAH	1.00
LIBRARIAN	PATTERSON	DAVID	1.00
TOTAL FACULTY FTE			<u>109.84</u>
<u>CLASSIFIED</u>			
ACCOMPANIST	PAUL	JEFFREY	0.33
ACCOUNTANT	HAGGITT	BRIANNA	1.00
ACCOUNTING SPECIALIST	AVILES	FRANCISCO	1.00
ACCOUNTING SPECIALIST	GAFFNEY	KELI	1.00
ACCOUNTING TECHNICIAN	SATARIANO	JENIFER	0.80
ACCOUNTING TECHNICIAN	GAFFNEY	KELI	1.00
ACCOUNTING TECHNICIAN	SHRESTHA	DEVENDRA	1.00
ADMINISTRATIVE ASSISTANT I	BROWN	TERESA	1.00
ADMINISTRATIVE ASSISTANT II	BORISOV	OLGA	1.00
ADMINISTRATIVE ASSISTANT II	CARLISLE	DORIAN	0.60
ADMINISTRATIVE ASSISTANT II	FOULGER	KIM	1.00
ADMINISTRATIVE ASSISTANT II	JACAMO	ALEXANDER	0.57
ADMINISTRATIVE ASSISTANT II	JOHNSON	TAMMERA	1.00
ADMINISTRATIVE ASSISTANT II	PEREZ	CHELSEY	0.50
ADMINISTRATIVE ASSISTANT II	PINCKNEY	JOANNA	1.00
ADMINISTRATIVE ASSISTANT II	ROMO PADILLA	GUADALUPE	1.00
ADMINISTRATIVE ASSISTANT II	RUDOLPH	MONICA	1.00
ADMINISTRATIVE ASSISTANT II	VACANT		2.00
ADMINISTRATIVE ASSISTANT II	WITTE	IRMGARD	1.00

**MARIN COMMUNITY COLLEGE DISTRICT
ADOPTION BUDGET 2022-2023**

C. UNRESTRICTED AUTHORIZED STAFFING

TITLE	LAST	FIRST	FTE
<u>CLASSIFIED</u>			
ADMINISTRATIVE ASSISTANT III	ABELLERA	LISA	0.60
ADMINISTRATIVE ASSISTANT III	ACKER	EILEEN	1.00
ADMINISTRATIVE ASSISTANT III	BARR	MARIDEL	1.00
ADMINISTRATIVE ASSISTANT III	LONGO	GINA	1.00
ADMINISTRATIVE ASSISTANT III	NAMVAR	MINA	1.00
ADMINISTRATIVE ASSISTANT III	O'DONNELLEY	DIANNE	1.00
ADMINISTRATIVE ASSISTANT III	PALOMINO	MELANIE	0.80
ADMINISTRATIVE ASSISTANT III	YIM	REBECCA	1.00
ADMINISTRATIVE ASSISTANT III	VACANT		2.53
ALUMNI PROGRAM COORDINATOR	VACANT		1.00
ARTICULATION AND CURRICULUM ANALYST	YUAN	MENGQI (GRACE)	1.00
ARTICULATION SPECIALIST	KUROMIYA	JAMES	1.00
ATHLETIC TRAINER	SCARCELLA	JOSEPH	1.00
BUYER	ERLENHEIM	DAVID	1.00
COLLEGE POLICE SVCS. ASST.	MINOIA	MARCO	1.00
COMPASS COORDINATOR	BARAJAS	LILYANA	1.00
COORDINATOR, STUDENT CONDUCT & COMM. STDS.	VACANT		1.00
CUSTODIAL SERVICES SUPERVISOR	CHEVEZ DAILEY	KAROL	1.00
CUSTODIAL SERVICES SUPERVISOR	VACANT		1.00
CUSTODIAN	ALVAREZ GONZALES	JOSE	1.00
CUSTODIAN	BUI	XUAN	1.00
CUSTODIAN	CRUZ	JULIO	1.00
CUSTODIAN	CRUZ VIERA	MERCEDES	1.00
CUSTODIAN	DE YOUNG	SCOTT	1.00
CUSTODIAN	DIAZ DE LOPEZ	ECXA ROXANA	1.00

**MARIN COMMUNITY COLLEGE DISTRICT
ADOPTION BUDGET 2022-2023**

C. UNRESTRICTED AUTHORIZED STAFFING

TITLE	LAST	FIRST	FTE
<u>CLASSIFIED</u>			
CUSTODIAN	DIAZ MARROQUIN	ABNER	1.00
CUSTODIAN	HERRERA	HENRY	1.00
CUSTODIAN	KEENER	MARGARITA	1.00
CUSTODIAN	LARRE	CHRISTELLE	1.00
CUSTODIAN	MARTINEZ	MANUEL	1.00
CUSTODIAN	MONTOYA OLIVARES	RICARDO	1.00
CUSTODIAN	ORTIZ BADILLO	DEIVYS	1.00
CUSTODIAN	PERAZA	EMMA	1.00
CUSTODIAN	PEREZ	RAMIRO	1.00
CUSTODIAN	SMITH	MICHAEL	1.00
CUSTODIAN	SOLIS ORDUNA	BRUNO	1.00
CUSTODIAN	TEJEDA	JUDITH	1.00
CUSTODIAN	VACANT		2.00
DESIGNER STAGE TECHNICIAN	WHITE	DAVID	1.00
EMPLOYMENT SERVICES COORDINATOR	BREAKSTONE	JULIE	1.00
EMPLOYMENT SERVICES COORDINATOR	GISLE	KIRSTEN	0.80
ENROLLMENT SERVICES ASSOCIATE I	SPEASE	JENNIFER	0.60
ENROLLMENT SERVICES ASSOCIATE I	TEER	JOANNE	0.60
ENROLLMENT SERVICES ASSOCIATE I	VACANT		0.60
ENROLLMENT SERVICES ASSOCIATE II	BANKS	CECILE	1.00
ENROLLMENT SERVICES ASSOCIATE II	BARNETT	MARIXA	0.60
ENROLLMENT SERVICES ASSOCIATE II	CHRISTMAN	ROBERT	0.60
ENROLLMENT SERVICES ASSOCIATE II	JAMES	PATIENCE	1.00
ENROLLMENT SERVICES ASSOCIATE II	PAULINO	JOAN	1.00
ENROLLMENT SERVICES ASSOCIATE II	VILLARREAL	SEANNA	1.00

**MARIN COMMUNITY COLLEGE DISTRICT
ADOPTION BUDGET 2022-2023**

C. UNRESTRICTED AUTHORIZED STAFFING

TITLE	LAST	FIRST	FTE
<u>CLASSIFIED</u>			
ENROLLMENT SERVICES ASSOCIATE III	HUNTER	ANDREA	1.00
ENROLLMENT SERVICES ASSOCIATE III	REYES	RUBY	1.00
ENVIRONMENTAL HEALTH, SAFETY & SUSTAINABILITY	VACANT		1.00
EOPS/CARE & CALWORKS COORDINATOR	MARTINEZ	ALLYSON	0.15
EQUITY & ACTIVITIES PROGRAM COORDINATOR	PERALES	TERESA	0.21
EVALUATION ANALYST	CARROLL	SHELDON	1.00
EVALUATION ANALYST	MARIANO	ELNORE	0.60
EXECUTIVE ASSISTANT I	ANDEREGG	SARAH	1.00
EXECUTIVE ASSISTANT I	BAUER	KATHERINE	1.00
EXECUTIVE ASSISTANT I	KLEIN	JESSE	1.00
EXECUTIVE ASSISTANT II	BENET	MICOL	1.00
FACILITIES TECHNICIAN I	HAAG	JON	1.00
FACILITIES TECHNICIAN I	LITTLEJOHN	FRANCISCO	1.00
GARDENER	BOGRAN RAYMUNDO	ROLANDO	1.00
GARDENER	CRAIG	RODNEY	1.00
GARDENER	HARSHBERGER	CHRISTOPHER	1.00
GARDENER	UHALDE	SEBASTIEN	1.00
GARDENER	WADSWORTH	WILLIAM	1.00
GRAPHICS DESIGN SPECIALIST	DORMANN	ROGER	1.00
GRAPHICS DESIGN SPECIALIST	MAHONEY	DAVID	1.00
HUMAN RESOURCES TECHNICIAN II	ALVARADO WING	KATERINNE	1.00
HUMAN RESOURCES TECHNICIAN II	CALLAHAN	SHAWNA	1.00
HUMAN RESOURCES TECHNICIAN II	HANSEN	CANDICE	1.00
INSTRUCTIONAL ASSISTANT - MACHINE & METALS	DEINES	MARK	0.28
INSTRUCTIONAL DESIGNER	LINCE	STACEY	1.00
INSTRUCTIONAL SPECIALIST - COLLEGE SKILLS	CADY	JEFFREY	0.35

**MARIN COMMUNITY COLLEGE DISTRICT
ADOPTION BUDGET 2022-2023**

C. UNRESTRICTED AUTHORIZED STAFFING

TITLE	LAST	FIRST	FTE
<u>CLASSIFIED</u>			
INSTRUCTIONAL SPECIALIST - COLLEGE SKILLS	VACANT		0.35
INSTRUCTIONAL SPECIALIST - COURT REPORTING	OLSON	JANIS	0.38
INSTRUCTIONAL SPECIALIST - DENTAL ASSISTING	VACANT		0.38
INSTRUCTIONAL SPECIALIST - ENGLISH	ATKINSON	JUSTIN	0.83
INSTRUCTIONAL SPECIALIST - ENGLISH	HERNANDEZ	BARBARA	0.38
INSTRUCTIONAL SPECIALIST - ENGLISH	ROLSTON	CAITLYN	0.38
INSTRUCTIONAL SPECIALIST - ENGLISH	SHEOFSKY	ELIZABETH	0.34
INSTRUCTIONAL SPECIALIST - ENGLISH	SMITH	RION	0.83
INSTRUCTIONAL SPECIALIST - ENGLISH	WARREN	DEBORAH	0.44
INSTRUCTIONAL SPECIALIST - MATHEMATICS	TERCERO LOPEZ	LUIS	1.00
INSTRUCTIONAL SPECIALIST - MATHEMATICS	WALKER	SANTON	1.00
INSTRUCTIONAL SPECIALIST - MEDICAL ASSISTING	WILTEY	ANA	0.38
INSTRUCTIONAL SUPPORT ANALYST	SUAREZ MALDONADO	ALEJANDRO	1.00
INSTRUCTIONAL TECHNOLOGY SUPERVISOR	HOWARD	MATTHEW	1.00
INTERNATIONAL STUDENT ADVISOR	WELCH	ALISON	1.00
KINESIOLOGY & ATHLETICS EQUIPMENT MANAGER	SANTOS	RICARDO	1.00
KINESIOLOGY & ATHLETICS OPERATIONS SPECIALIST	ALEXANDER	DIAMOND	1.00
LABORATORY TECHNICIAN - AUTO TECHNOLOGY	GOOD	LESLIE	1.00
LABORATORY TECHNICIAN - BIOLOGY	AMUNDSON	LAUREN	1.00
LABORATORY TECHNICIAN - CERAMICS	YOUNG	BRIAN	0.49
LABORATORY TECHNICIAN - CHEMISTRY	LEA	KELSEY	1.00
LABORATORY TECHNICIAN - MICROBIOLOGY	MANENTO	DAUDI	0.92
LABORATORY TECHNICIAN - MUSEUM & GALLERIES	IMAZUMI	SANDRA	0.50
LABORATORY TECHNICIAN - NURSING	VACANT		0.33
LABORATORY TECHNICIAN - PHYSICS	ROBINSON	MARK	1.00
LABORATORY TECHNICIAN - SCULPTURE & FINE ARTS	VACANT		0.59

**MARIN COMMUNITY COLLEGE DISTRICT
ADOPTION BUDGET 2022-2023**

C. UNRESTRICTED AUTHORIZED STAFFING

TITLE	LAST	FIRST	FTE
<u>CLASSIFIED</u>			
LEAD GARDENER	DOMINGUEZ	PAUL	1.00
LEAD GARDENER	SPARROW	NEIL	1.00
LIBRARY TECHNICIAN II	FONTENO	AMBER	1.00
LIBRARY TECHNICIAN II	HOLUB	KARL	1.00
LIBRARY TECHNICIAN II	LONG	LAN-LING	1.00
LIBRARY TECHNICIAN II	NGUYEN THUY	TRANG	1.00
LIBRARY TECHNICIAN III	MCSWEEN	KAREN	1.00
LOCKSMITH/CARPENTER	PEREZ	ALEXIO	1.00
MAINTENANCE CARPENTER	CRAWFORD	LESTER	1.00
MAINTENANCE CARPENTER	STAFFEN	RUSSEL	1.00
MAINTENANCE CARPENTER	ZAMORA	EFRAIN	1.00
MAINTENANCE ELECTRICIAN	MARCUM	JEFFREY	1.00
MAINTENANCE ELECTRICIAN	RODRIGUEZ	NORBERT	1.00
MAINTENANCE ELECTRICIAN	WILSON	PAUL	1.00
MAINTENANCE HVAC MECHANIC	VACANT		1.00
MAINTENANCE PLUMBER	DIAZ		1.00
NETWORK/PC/TELEPHONE TECHNICIAN	CHI	BRIAN	1.00
NETWORK/PC/TELEPHONE TECHNICIAN	GARDINER	DAVID	1.00
PAYROLL SPECIALIST	TERRY	LINDA	1.00
POLICE SERGEANT	VACANT		1.00
POOL MAINTENANCE WORKER	APPLEGATE	MONICA	1.00
POOL MAINTENANCE WORKER	GILL	CLARK	1.00
PRINT PRODUCTION SPECIALIST	SO	ALBERT	1.00
PROGRAM COORDINATOR	VACANT		0.50
PROGRAM COORDINATOR - FACILITY RENTAL	DURFEE	MELINDA	1.00
PROGRAM COORDINATOR - LEARNING COMMUNITIES	DYER	NEQUESHE	1.00
RECEIVING CLERK	RODRIGUEZ	JUAN	1.00

**MARIN COMMUNITY COLLEGE DISTRICT
ADOPTION BUDGET 2022-2023**

C. UNRESTRICTED AUTHORIZED STAFFING

TITLE	LAST	FIRST	FTE
<u>CLASSIFIED</u>			
RECEIVING CLERK	VACANT		1.00
REPROGRAPHICS MAIL CLERK	HARBISON	JESSE	1.00
REPROGRAPHICS MAIL CLERK	KLEIN	MICHAEL	1.00
SCHOOL & COMMUNITY PARTNERSHIPS PROG. COOR.	SOLIS	JULIAN	0.44
SENIOR ACCOUNTANT	BARKER	LESLIE	1.00
SENIOR ACCOUNTANT	GREITZER	MICHELLE	1.00
SENIOR BENEFITS ANALYST	OWEN	RONALD	1.00
SENIOR CREATIVE DESIGNER	CHUNG	SHOOK-CHU	1.00
SENIOR DATABASE ADMINISTRATOR	OSHEROFF	AARON	1.00
SENIOR INSTITUTIONAL RESEARCH ANALYST	VACANT		1.00
SENIOR PAYROLL SPECIALIST	VACANT		1.00
SENIOR SYSTEMS ANALYST	NGUYEN	DONG	1.00
SENIOR SYSTEMS ANALYST	SCHANE	BURTON	1.00
STAFF ACCOUNTANT	FRAGATA	MARILOU	1.00
STAFF ACCOUNTANT II	BARZEGAR	NAGHMEH	1.00
SYSTEMS AND CONTROLS ENGINEER	VACANT		1.00
SYSTEMS ENGINEER	INDI	FERHAT	1.00
SYSTEMS ANALYST	VACANT		1.00
TECHNOLOGY SUPPORT SPECIALIST I	VACANT		1.00
TECHNOLOGY SUPPORT SPECIALIST I	GUDMUNDSSON	JON	1.00
TECHNOLOGY SUPPORT SPECIALIST I	HABER	JOHN	1.00
TECHNOLOGY SUPPORT SPECIALIST I	LEE	WENDY	1.00
TECHNOLOGY SUPPORT SPECIALIST II	VACANT		1.00
TUTORING CENTER COORDINATOR	PENSABENE	OKSANA	0.80
TOTAL CLASSIFIED FTE			<u>158.38</u>

**MARIN COMMUNITY COLLEGE DISTRICT
ADOPTION BUDGET 2022-2023**

C. UNRESTRICTED AUTHORIZED STAFFING

TITLE	LAST	FIRST	FTE
<u>ADMINISTRATORS</u>			
<u>ACADEMIC:</u>			
SUPERINTENDENT/PRESIDENT	COON	DAVID WAIN	1.00
ASST. SUPT./VP OF STUDENT LEARNING & SUCCESS	ELDRIDGE	JONATHAN	0.80
ASSISTANT VICE PRESIDENT OF INSTRUCTION	TORRES	CARI	1.00
DEAN OF ARTS AND HUMANITIES	SERVAIS	LAUREN	1.00
DEAN OF WORKFORCE DEV. & CAREER EDUCATION	VARONA	ALINA	1.00
DEAN OF EDUCATIONAL SUCCESS PROGRAMS	HERSCH	TONYA	1.00
DEAN OF ENROLLMENT SERVICES	HORINEK	JON	0.85
DEAN OF MATH, SCIENCES AND BUSINESS	HERNANDEZ	CAROL	1.00
DIRECTOR OF EOPS/CARE & CALWORKS	REETZ	BECKY	0.50
DIRECTOR OF KINESIOLOGY AND ATHLETICS	BYRNE	RYAN	1.00
DIRECTOR OF NURSING	BRIGHT	ALICIA	1.00
DIRECTOR OF STUDENT ACTIVITIES AND ADVOCACY	SULAIMAN HARA	SADIKA	1.00
TOTAL ACADEMIC ADMINISTRATORS			<u>11.15</u>

**MARIN COMMUNITY COLLEGE DISTRICT
ADOPTION BUDGET 2022-2023**

C. UNRESTRICTED AUTHORIZED STAFFING

TITLE	LAST	FIRST	FTE
<u>CLASSIFIED:</u>			
ASST. SUPT./VP OF ADMINISTRATIVE SERVICES	NELSON	GREGORY	1.00
ASST. VP OF ADMINISTRATIVE SERVICES	PUCH	ERESA	1.00
GENERAL COUNSEL	ROBERTSHAW	MIA	1.00
CHIEF INFO. OFFICER /DIRECTOR OF INFO. TECH.	EKOUE TOTOU	PATRICK	1.00
CHIEF OF POLICE/DIRECTOR OF SAFETY	MAROZICK	JEFFREY	1.00
EXECUTIVE DIRECTOR OF HUMAN RESOURCES	HARRIS	NEKODA	1.00
DIRECTOR OF ADVANCEMENT	ROSENTHAL	KEITH	1.00
DIRECTOR OF CAPITAL PROJECTS	FARIAS	ISIDRO	1.00
DIRECTOR OF COLLEGE SERVICES	RICCIUTI	ANNA	1.00
DIRECTOR OF FACILITIES PLANNING, MAINT. & OPS.	CHRISTIANSEN	KLAUS	1.00
DIRECTOR OF FISCAL SERVICES	ISOZAKI	PEGGY	1.00
DIRECTOR OF INSTITUTIONAL EFFECTIVENESS	SHAFFER	HOLLEY	1.00
DIRECTOR OF MARKETING AND COMMUNICATIONS	CRUZ	NICOLE	1.00
DIRECTOR OF STUDENT OUTREACH & PARTNERSHIPS	VACANT		1.00
ASSOCIATE DIRECTOR OF ENROLLMENT SERVICES	BAGTAS-CARMONA	EMY	1.00
ASST. DIRECTOR OF FACILITIES PLANNING, M & O	VACANT		1.00
MANAGER, EMPLOYEE & LABOR RELATIONS	LEHUA	CONSTANCE	1.00
MANAGER, HR ACADEMIC PERSONNEL	KINKA RUIZ	DEVON	1.00
HEALTH SCIENCES PROGRAM ADMINISTRATOR	OLMANSON	ANGELA	1.00
TOTAL CLASSIFIED ADMINISTRATORS			<u>19.00</u>
TOTAL ADMINISTRATIVE FTE			<u>30.15</u>
TOTAL UNRESTRICTED FTE			<u>298.37</u>

**MARIN COMMUNITY COLLEGE DISTRICT
ADOPTION BUDGET 2022-2023**

C. COMMUNITY EDUCATION AND SERVICES AUTHORIZED STAFFING

TITLE	LAST	FIRST	FTE
<u>CLASSIFIED</u>			
ADMINISTRATIVE ASSISTANT III	LOEGERING	TESSA	1.00
COMMUNITY EDUCATION & SERVICES PROG. SPEC.	DRAKE	BRANDON	1.00
COMMUNITY EDUCATION & SERVICES PROG. SPEC.	MARCKWORDT	VALERIE	1.00
ENROLLMENT SERVICES ASSOCIATE II	PEITZ	HEATHER	1.00
TOTAL CLASSIFIED FTE			<u>4.00</u>
<u>ADMINISTRATORS</u>			
<u>ACADEMIC</u>			
DIRECTOR OF COMMUNITY PROGRAMS	FRIEDMAN	LORI	1.00
TOTAL ADMINISTRATIVE FTE			<u>1.00</u>
TOTAL COMMUNITY EDUCATION AND SERVICES FTE			<u>5.00</u>

**MARIN COMMUNITY COLLEGE DISTRICT
ADOPTION BUDGET 2022-2023**

C. RESTRICTED AUTHORIZED STAFFING

TITLE	LAST	FIRST	FTE
<u>FACULTY</u>			
COUNSELOR	ARBONA	SHAILA	0.80
COUNSELOR	BRICENO-MORENO	LUZ	0.54
COUNSELOR	COLEY	WILLIAM	1.00
COUNSELOR	EARLY	RINETTA	1.00
COUNSELOR	ESCOBAR	CAITLIN	0.73
COUNSELOR	FINLAYSON	LUNA	1.00
COUNSELOR	FRESCHI	CARL	1.00
COUNSELOR	KLEIN	RACHEL	0.80
COUNSELOR	PERRONE	KRISTIN	0.27
COUNSELOR	ROBINSON	KAREN	0.33
COUNSELOR	ROSAS-SANCHEZ	ANEISSA MARIE	1.00
COUNSELOR	STEVENSON	TROY	0.87
COUNSELOR	URENA	JAVIER JOSE	1.00
INSTRUCTOR	VACANT		1.00
INSTRUCTOR	DAUBENMIRE	PAUL	0.27
INSTRUCTOR	DODGE	MARGARET	0.05
INSTRUCTOR	EDWARDS	SHAQUAM	0.03
INSTRUCTOR	MIHAL	COLLEEN	0.07
INSTRUCTOR	RAHMAN	SUSAN	0.20
INSTRUCTOR	TOSTENSON	LISA	1.00
INSTRUCTOR	WOODLIEF	BLAZE	0.20
TOTAL FACULTY FTE			<u>13.16</u>

**MARIN COMMUNITY COLLEGE DISTRICT
ADOPTION BUDGET 2022-2023**

C. RESTRICTED AUTHORIZED STAFFING

TITLE	LAST	FIRST	FTE
<u>CLASSIFIED</u>			
ADMINISTRATIVE ASSISTANT II	MONROY RAMIREZ	BERENICE	1.00
ADMINISTRATIVE ASSISTANT II	PEREZ	CHELSEY	0.50
ADMINISTRATIVE ASSISTANT III	PALOMINO	MELANIE	0.20
ADMINISTRATIVE ASSISTANT III	LOEGERING	TESSA	0.15
ASSISTIVE TECHNOLOGY SPECIALIST-SAS	DIMOPOULOS	ELIANA	0.50
CAREER INTERNSHIPS & SERVICE LEARNING PROG. COOR.	VACANT		1.00
COLLEGE POLICE SVCS. ASST.	SHAHI	JESSICA	1.00
COMPASS COORDINATOR	MERCADO TRUJILLO	JUAN	1.00
COMPASS COORDINATOR	VACANT		1.00
ENROLLMENT SERVICES ASSOCIATE I	SPEASE	JENNIFER	0.40
ENROLLMENT SERVICES ASSOCIATE I	TEER	JOANNE	0.40
ENROLLMENT SERVICES ASSOCIATE I	VACANT		0.40
ENROLLMENT SERVICES ASSOCIATE II	BARNETT	MARIXA	0.40
ENROLLMENT SERVICES ASSOCIATE II	CHRISTMAN	ROBERT	0.40
EOPS/CARE COORDINATOR	MARTINEZ	ALLYSON	0.85
EQUITY AND ACTIVITIES PROGRAM COORDINATOR	PERALES	TERESA	0.79
EVALUATION ANALYST	MARIANO	ELNORE	0.40
FACILITY RENTAL SUPERVISOR	BACIGALUPI	LINDSAY	1.00
HEALTH SERVICES ASST.	BUCKLEY	BO	0.60
HEALTH SERVICES ASST.	TIMPANE	SHANNON	0.40
INSTRUCTIONAL ASST., LRNG.DISABILITIES	DEIONGH	KYLE	0.36
INSTRUCTIONAL ASST., LRNG.DISABILITIES	VACANT		0.54
INSTRUCTIONAL SPECIALIST., ADAPTED PE	DAVISON	JEANETTE	0.36
INSTRUCTIONAL ASST., ADAPTED PE	VACANT		0.36
LEARNING COMMUNITIES COORDINATOR	VACANT		1.00

**MARIN COMMUNITY COLLEGE DISTRICT
ADOPTION BUDGET 2022-2023**

C. RESTRICTED AUTHORIZED STAFFING

TITLE	LAST	FIRST	FTE
<u>CLASSIFIED</u>			
OER COORDINATOR	DIMOPOULOS	ELIANA	0.50
POLICE OFFICER	LANGEVELD	MARTINUS	1.00
POLICE OFFICER	RUIZ	DUSTIN	1.00
POLICE OFFICER	SIAR	AHMAD	1.00
POLICE OFFICER	STEWART	PAUL	1.00
PROGRAM COORDINATOR-CAREER SERVICES	VACANT		0.50
PROGRAM COORDINATOR-ENROLLMENT SERVICES	WONG	SALLY	1.00
PROGRAM COORDINATOR-FACILITY RENTAL	DURFEE	MELINDA	1.00
PROGRAM COORDINATOR-UNDOCUMENTED STUDENTS AND SPECIAL	GUILLEN	HUGO	1.00
PROGRAM TECHNICIAN, SAS	MAYO	MILES	0.49
RESEARCH & PLANNING ANALYST	VACANT		0.50
SAS SPECIALIST	SCHWARTZ	CAROL	0.50
SAS SUPPORT SERV.TECH	ZARREHPARVAR	XENIA	1.00
SCHOOL & COMMUNITY PARTNERSHIPS PROG. COOR.	SOLIS	JULIAN	0.56
STUDENT SUCCESS SPECIALIST-ENROLLMENT SERVICES	GARRETSON	PATRICK	1.00
TUTORING CENTER COORDINATOR	PENSABENE	OKSANA	0.20
WORKFORCE PROGRAM COORDINATOR	ANTOKHIN	KATHLEEN	1.00
WORKFORCE SPECIALIST	RAHMAN	HEATHER	1.00
TOTAL CLASSIFIED FTE			<u>29.26</u>

**MARIN COMMUNITY COLLEGE DISTRICT
ADOPTION BUDGET 2022-2023**

C. RESTRICTED AUTHORIZED STAFFING

TITLE	LAST	FIRST	FTE
<u>ADMINISTRATORS</u>			
<u>ACADEMIC:</u>			
ASST. SUPT./VP OF STUDENT LEARNING & SUCCESS	ELDRIDGE	JONATHAN	0.20
DEAN OF ENROLLMENT SERVICES	HORINEK	JON	0.15
DIRECTOR OF EOPS/CARE AND CALWORKS	REETZ	BECKY	0.50
DIRECTOR OF STUDENT ACCESSIBILITY SERVICES	SABIA	STORMY	1.00
TOTAL ACADEMIC ADMINISTRATORS			<u>1.85</u>
<u>CLASSIFIED:</u>			
DIRECTOR OF WORKFORCE PROGRAMS	HORTON	KATHERYN	1.00
TOTAL CLASSIFIED ADMINISTRATORS			<u>1.00</u>
TOTAL ADMINISTRATIVE FTE			<u>2.85</u>
TOTAL RESTRICTED FTE			<u>45.27</u>

**MARIN COMMUNITY COLLEGE DISTRICT
ADOPTION BUDGET 2022-2023**

C. CHILD DEVELOPMENT AUTHORIZED STAFFING

TITLE	LAST	FIRST	FTE
<u>FACULTY</u>			
INSTRUCTOR - IVC SITE SUPERVISOR	BIGGART	MAUREEN	1.00
INSTRUCTOR - KTD SITE SUPERVISOR	GUTIERREZ	DERRY	1.00
INSTRUCTOR	VACANT		1.00
INSTRUCTOR	MALOUF	JANEATTE	1.00
INSTRUCTOR	MORALES	HELEN	0.80
TOTAL FACULTY FTE			<u>4.80</u>
<u>CLASSIFIED</u>			
ADMINISTRATIVE ASSISTANT II	JACKSON	KAHEA	0.92
TOTAL CLASSIFIED FTE			<u>0.92</u>
<u>ADMINISTRATORS</u>			
<u>ACADEMIC:</u>			
DIRECTOR OF CHILD DEVELOPMENT PROGRAMS	DYLIACCO-CALICA	CORINNA	1.00
TOTAL ADMINISTRATIVE FTE			<u>1.00</u>
TOTAL CHILD DEVELOPMENT FUND FTE			<u>6.72</u>

**MARIN COMMUNITY COLLEGE DISTRICT
ADOPTION BUDGET 2022-2023**

C. IVC ORGANIC FARM AUTHORIZED STAFFING

TITLE	LAST	FIRST	FTE
<u>CLASSIFIED</u>			
LEAD GARDENER, ORGANIC FARM & GARDEN	GAPINSKI	THELINA	1.00
TOTAL CLASSIFIED FTE			<u>1.00</u>
<u>ADMINISTRATORS</u>			
<u>CLASSIFIED:</u>			
MANAGER, ORGANIC FARM & GARDEN	CAMPBELL	JOHN	1.00
TOTAL CLASSIFIED ADMINISTRATORS			<u>1.00</u>
TOTAL IVC FARM OPERATIONS FUND FTE			<u>2.00</u>
DISTRICT TOTAL			<u>357.36</u>

**MARIN COMMUNITY COLLEGE DISTRICT
2021-22 ACTUAL GROSS EARNINGS, EMPLOYER-PAID BENEFITS, AND TOTAL COMPENSATION
ALPHABETICAL ORDER**

EMPLOYEE	JOB TITLE	GROSS EARNINGS (\$)	EMPLOYER-PAID BENEFITS (\$)	TOTAL COMPENSATION (\$)
Abbott Brady, Strawda	Temporary Faculty Instrl	27,750	5,462	33,212
Abe, Helen	Temporary Faculty	1,184	106	1,290
Abellera, Lisa	Admin Asst III	49,659	16,033	65,692
Abouaf, Jeffrey	Temporary Faculty	14,166	1,270	15,436
Abreu, Jade	Work Study	9,990	81	10,071
Acker, Eileen	Admin Asst III	92,965	54,103	147,068
Adams, John	Police Lieutenant	17,225	(3,311)	13,914
Africa, Erin	Instructor	50,318	18,973	69,291
Agudelo-Silva, Fernando	Instructor	168,917	58,054	226,971
Aguiar, Geoffrey	Hourly	42,300	43,176	85,476
Aguilar, Lindsay	Department Assistant	1,695	14	1,709
Alaniz, Michele	Temporary Faculty Non-Instrl	17,508	3,446	20,954
Alatriste, Irving	Hourly	13,973	114	14,087
Alcazar, Amanda	Work Study	7,080	58	7,138
Allen, Maula	Instructor	155,888	45,052	200,940
Alvarado Wing, Katerinne	Human Resources Technician II	77,736	48,180	125,916
Alvarez Gonzalez, Jose	Custodian	46,833	40,019	86,852
Amidei, Kathleen	Temporary Faculty	66,957	6,001	72,958
Amundson, Lauren	Laboratory Technician Biology	61,900	33,303	95,203
Andel, Regan	Hourly	1,620	45	1,665
Anderegg, Sarah	Executive Assistant I	30,042	21,852	51,894
Anderson, Shaylah	FDIP Intern	4,830	433	5,263
Anderson-Zafir, Dawud	Work Study	13,671	111	13,782
Antokhin, Kathleen	Workforce- Prog Coordinator	92,469	53,943	146,412
Applegate, Monica	Pool Maintenance Worker IVC	57,007	41,548	98,555

**MARIN COMMUNITY COLLEGE DISTRICT
2021-22 ACTUAL GROSS EARNINGS, EMPLOYER-PAID BENEFITS, AND TOTAL COMPENSATION
ALPHABETICAL ORDER**

EMPLOYEE	JOB TITLE	GROSS EARNINGS (\$)	EMPLOYER-PAID BENEFITS (\$)	TOTAL COMPENSATION (\$)
Appleton, Carolyn	Retiree Non Instructional	-	8,146	8,146
Appleton, Guy	Retiree Non Instructional	-	8,146	8,146
Arasnia, Sheherazade	Admin Asst III CES	19,256	9,011	28,267
Arbona, Shaila	Counselor	116,589	50,020	166,609
Archila Castillo, Darwin	Hourly	11,355	92	11,447
Ariano, Vaughan	Temporary Faculty	7,871	706	8,577
Arrick, Janet	Temporary Faculty	51,201	28,543	79,744
Arrigo, Michael	Temporary Faculty Instrl	24,797	685	25,482
Atkinson, Justin	Instructional Specialist	62,788	43,167	105,955
Aviles, Francisco	Accounting Specialist	89,164	52,876	142,040
Bacigalupi, Lindsay	Facility Rental Supervisor	94,058	45,124	139,182
Badias Flota, Ayanna	MAPS MENTOR	8,543	69	8,612
Bagtas-Carmona, Emy	Asst. Dir Enrollment Services	143,698	71,685	215,383
Bailliere, Alexandra	Temporary Faculty	3,028	271	3,299
Bala, Deepa	CES Instructor - Hrly Faculty	1,465	131	1,596
Banks, Cecile	Enrollment Services Assoc II	90,682	53,366	144,048
Banos, Robert	Temporary Faculty	25,879	715	26,594
Barker, Leslie	Senior Accountant	133,512	69,031	202,543
Barnett, Marixa	Enrollment Services Assoc III	76,618	50,707	127,325
Barnett, Nicole	Temporary Faculty	48,579	9,562	58,141
Barnett, Sharon	CES Instructor - Hrly Faculty	4,103	368	4,471
Barr, James	Retiree Non Instructional	-	1,363	1,363
Barr, Maridel	Admin Asst III	84,380	53,046	137,426
Barrall, Mark	Temporary Faculty	21,778	1,952	23,730
Barr-Vickers, Claudia	Temporary Faculty	3,720	207	3,927

MARIN COMMUNITY COLLEGE DISTRICT
2021-22 ACTUAL GROSS EARNINGS, EMPLOYER-PAID BENEFITS, AND TOTAL COMPENSATION
ALPHABETICAL ORDER

EMPLOYEE	JOB TITLE	GROSS EARNINGS (\$)	EMPLOYER-PAID BENEFITS (\$)	TOTAL COMPENSATION (\$)
Barthelemy, Lance	Instructional Specialist	73,671	21,373	95,044
Bartlett, Wendy	Hourly	4,023	361	4,384
Bartone, Lauren	Temporary Faculty Instrl	15,493	3,050	18,543
Barzegar, Naghmeh	Staff Accountant II	124,226	64,077	188,303
Bauer, Katherine	Executive Assistant I	82,053	39,488	121,541
Bauman, Marcia	Temporary Faculty	1,131	101	1,232
Bawden, Douglas	Temporary Faculty	9,189	1,809	10,998
Beadle, Carole	Temporary Faculty	16,547	3,257	19,804
Beal, Rebecca	Instructor	111,480	35,360	146,840
Beattie, Kyle	Temporary Faculty	67,583	(25,375)	42,208
Bellisimo, Yolanda	Instructor	148,901	44,923	193,824
Bencich, Lawrence	CES Instructor - Hrly Faculty	1,856	166	2,022
Benet, Micol	Executive Assistant II	89,541	52,705	142,246
Beraldi, Alessandra	Temporary Faculty	1,292	116	1,408
Berringer, Steven	Instructor	124,465	65,951	190,416
Bertuol-Okun, Sueli	Temporary Faculty Instrl	48,127	20,905	69,032
Bestmartini, Elizabeth	Temporary Faculty	1,758	158	1,916
Bham, Fatima	MAPS Peer Mentor	9,158	74	9,232
Bigeagle, Norman	Temporary Faculty	15,497	428	15,925
Biggart, Maureen	Childrens Center Site Supv	65,650	25,577	91,227
Binnings, Celeste	Temporary Faculty	293	26	319
Bjorklund, Trevor	Instructor	109,956	48,975	158,931
Blank, Juliette	Counselor	16,964	3,876	20,840
Blusseau, Francoise	Temporary Faculty	22,709	4,470	27,179
Boatright, Alisa	Hourly	1,503	12	1,515

**MARIN COMMUNITY COLLEGE DISTRICT
2021-22 ACTUAL GROSS EARNINGS, EMPLOYER-PAID BENEFITS, AND TOTAL COMPENSATION
ALPHABETICAL ORDER**

EMPLOYEE	JOB TITLE	GROSS EARNINGS (\$)	EMPLOYER-PAID BENEFITS (\$)	TOTAL COMPENSATION (\$)
Bogran Raymundo, Rolando	Gardener	53,921	40,201	94,122
Bohlke, Wende	Instructor	128,296	48,091	176,387
Bonander, Barbara	Instructor	128,737	41,650	170,387
Bondarenko, Denis	Assistant Coach	3,006	269	3,275
Borenstein, Bonnie	Instructor	99,492	39,766	139,258
Borges Da Costa, Matheus	Lifeguard	979	8	987
Borisov, Olga	Administrative Asst II	81,197	49,875	131,072
Boutet, Elise	Hourly	482	13	495
Brady, Stephen	Temporary Faculty	27,369	4,696	32,065
Brannon, Shirleigh	Temporary Faculty	20,240	559	20,799
Breakstone, Julie	Employment Services Coord.	101,899	58,970	160,869
Bright, Alicia	Dir Nursing	137,862	44,716	182,578
Brooks, Ellen	Temporary Faculty Instrl	15,705	1,408	17,113
Brookshire, Guy	Temporary Faculty	15,580	3,067	18,647
Brown, Kyle	Tutor	1,485	12	1,497
Brown, Noah	Work Study	11,325	92	11,417
Brown, Roosevelt	Hourly	23,200	2,079	25,279
Brown, Steven	Retiree Non Instructional	-	5,402	5,402
Brown, Teresa	Administrative Asst I	62,566	33,383	95,949
Brown, Xavier	Assistant Coach	396	35	431
Brown-Carson, Jamelia	Temporary Faculty	34,063	6,705	40,768
Bruce, Erik	Temporary Faculty	45,373	4,067	49,440
Bruvry, Patricia	CES Instructor - Hrly Faculty	293	26	319
Bryant, Julian	UMOJA Peer Mentor	60	-	60
Buckley, Bo	Health Services Assistant	35,360	12,378	47,738

**MARIN COMMUNITY COLLEGE DISTRICT
2021-22 ACTUAL GROSS EARNINGS, EMPLOYER-PAID BENEFITS, AND TOTAL COMPENSATION
ALPHABETICAL ORDER**

EMPLOYEE	JOB TITLE	GROSS EARNINGS (\$)	EMPLOYER-PAID BENEFITS (\$)	TOTAL COMPENSATION (\$)
Bui, Xuan	Custodian	57,663	31,229	88,892
Buquen, Kenny	Temporary Faculty	50,950	18,530	69,480
Burchard, Peter	Hourly	1,954	175	2,129
Burns, Owen	MAPS Peer Mentor	3,600	29	3,629
Byrne, Ryan	Dir SS - Kinesiology & Ath	176,799	61,582	238,381
Cady, Jeffrey	Instrl Spec - College Skills	74,311	30,281	104,592
Cairns, Michael	Hourly	45,276	24,357	69,633
Calagias, Nicholas	Department Assistant	5,955	48	6,003
Calica, Corinna	Director of Child Dev & ECE	153,111	74,867	227,978
Callahan, Shawna	Human Resources Technician II	85,849	54,028	139,877
Camacho Barajas, Ana	MAPS Peer Mentor	1,845	15	1,860
Camacho Oviedo, Freddy	Work Study	1,200	10	1,210
Camara Pech, Juan	Work Study	5,905	48	5,953
Campbell, Janet	CES Instructor - Faculty Hrly	908	81	989
Campbell, John	Mgr. Organic Farm & Garden	112,434	52,139	164,573
Canady-Williams, Kim	Instructional Specialist	15,862	1,539	17,401
Carlisle, Dorian	Administrative Asst II	52,409	35,374	87,783
Carlson, Cheryl	Comm Ed and Svcs Program Spec	-	14,868	14,868
Carnahan, Casey	Temporary Faculty	14,333	1,744	16,077
Carrera, Steve	Instructor	178,841	53,942	232,783
Carrera, Taylor	Lead Lifeguard	2,142	192	2,334
Carroll, Sheldon	Evaluation Analyst	79,765	39,031	118,796
Castillo, Nathan	Lab Tech FA-Sculpture	6,339	1,993	8,332
Castro Carbajal, Alicia	PUENTE Peer Mentor	3,090	25	3,115
Centolella, Thomas	Temporary Faculty	9,207	825	10,032

**MARIN COMMUNITY COLLEGE DISTRICT
2021-22 ACTUAL GROSS EARNINGS, EMPLOYER-PAID BENEFITS, AND TOTAL COMPENSATION
ALPHABETICAL ORDER**

EMPLOYEE	JOB TITLE	GROSS EARNINGS (\$)	EMPLOYER-PAID BENEFITS (\$)	TOTAL COMPENSATION (\$)
Chable-Sasiu, Joshua	Department Assistant	3,923	32	3,955
Chang, Yungching	Temporary Faculty	12,444	1,115	13,559
Chavez Rodriguez, Luis	Temporary Faculty Instrl	24,884	2,230	27,114
Cheney, Paul	Instructor	111,108	48,956	160,064
Chi, Brian	Network PC Telephone Tech	109,330	58,562	167,892
Chia, Mia	Instructor	68,076	18,686	86,762
Chinn, Jett	Temporary Faculty	23,485	14,100	37,585
Christensen, Anders	Hourly	9,783	877	10,660
Christensen, Tina	Instructor	134,524	45,803	180,327
Christiansen, Klaus	Dir Facilities Pln & M&O	178,501	81,218	259,719
Christman, Robert	Enrollment Services Assoc II	26,462	14,043	40,505
Chung, Shook-Chu	Senior Creative/Lead Web Dsgr.	104,488	47,047	151,535
Clark, Natalie	CES Instructor - Faculty Hrly	1,563	140	1,703
Claros, Victoria	Department Assistant	1,324	11	1,335
Clifford, Patricia	Temporary Faculty	220	20	240
Cohn, Julie	Temporary Faculty	4,103	368	4,471
Coley, William	Counselor	131,835	52,800	184,635
Comings, Willard	Temporary Faculty	43,797	3,926	47,723
Conti, Diana	Board of Trustee	5,439	17,339	22,778
Contini, Victor	Temporary Faculty	37,737	7,428	45,165
Cook, Kaitlynn	Lifeguard	1,786	160	1,946
Coon, David Wain	Superintendent President	398,892	87,949	486,841
Cooney, Ryan	Hourly	4,635	415	5,050
Cooper, Laura	Hourly	27,290	13,872	41,162
Coronado, Victor	Temporary Faculty Instrl	17,140	474	17,614

**MARIN COMMUNITY COLLEGE DISTRICT
2021-22 ACTUAL GROSS EARNINGS, EMPLOYER-PAID BENEFITS, AND TOTAL COMPENSATION
ALPHABETICAL ORDER**

EMPLOYEE	JOB TITLE	GROSS EARNINGS (\$)	EMPLOYER-PAID BENEFITS (\$)	TOTAL COMPENSATION (\$)
Coss, Craig	Temporary Faculty	61,129	5,479	66,608
Cottle, Windee	Instructor	125,823	52,027	177,850
Coulson, Maria	Instructor	198,910	59,326	258,236
Covarrubias Pina, Silvia	Work Study	4,988	41	5,029
Cowderoy, Susan	Temporary Faculty Instrl	3,794	340	4,134
Craig, Rodney	Gardener	63,200	43,930	107,130
Crawford, Lester	Maintenance Carpenter	74,098	36,538	110,636
Crawford, Yashica	Instructor	214,102	56,217	270,319
Creel, Melody	Retiree Non Instructional	-	14,311	14,311
Crome, Matthew	Tutor	60	-	60
Crosby, Frank	Instructor	183,631	54,866	238,497
Crow, Suzanne	Board of Trustee	5,439	13,699	19,138
Cruz Viera, Mercedes	Custodian	53,126	32,559	85,685
Cruz, Julio	Custodian	65,299	41,955	107,254
Cruz, Lineli	PUENTE Peer Mentor	1,313	11	1,324
Cruz, Nicole	Director of Marketing & Comm.	112,054	62,112	174,166
Cucchiara, Antonino	Instructor	84,782	36,844	121,626
Culbertson, Mark	Temporary Faculty Instrl	30,139	5,932	36,071
Cullen, Gina	Instructor	196,208	60,826	257,034
da Silva, Paul	Board of Trustee	5,439	24,590	30,029
D'Agostino, Lisa	Temporary Faculty	69,266	21,915	91,181
Dailey, Karol	Custodial Services Supervisor	23,790	15,787	39,577
Danberg, Anne	Temporary Faculty	122	11	133
Dannecker, Maritza	Senior Payroll Specialist	101,252	56,404	157,656
Darawsha, Khaoula	Work Study	16,182	132	16,314

MARIN COMMUNITY COLLEGE DISTRICT
2021-22 ACTUAL GROSS EARNINGS, EMPLOYER-PAID BENEFITS, AND TOTAL COMPENSATION
ALPHABETICAL ORDER

EMPLOYEE	JOB TITLE	GROSS EARNINGS (\$)	EMPLOYER-PAID BENEFITS (\$)	TOTAL COMPENSATION (\$)
Daubenmire, Paul	Instructor	154,094	42,701	196,795
Dautch, Leif	Temporary Faculty Instrl	20,243	3,384	23,627
Davila, Fernanda	Hourly	3,503	28	3,531
Davis, Olivia	Tutor	2,254	18	2,272
Davis, Tami	Instructor	119,852	40,676	160,528
Davison, Jeanette	Instructional Specialist	30,571	9,966	40,537
Day, Christopher	Hourly	8,870	72	8,942
De Almeida Pereira, Amanda	Outreach Ambassador	1,373	11	1,384
De Leon Hernandez, Marina	Work Study	18,660	152	18,812
De Longh, Kyle	Instructional Assistant	20,314	2,002	22,316
De Young, Scott	Custodian	68,392	37,195	105,587
Deines, Mark	Instructional Assistant	18,949	1,816	20,765
Del Grande, David	Temporary Faculty	22,410	4,411	26,821
Deleon, Keiry	AMBASSADOR	3,998	33	4,031
dell'Avo Ruttimann, Pierina	CES Instructor - Hrly Faculty	1,439	129	1,568
DeMartino, Sophia	Laboratory Technician	19,262	1,799	21,061
Di Benedetto, Luz	Temporary Faculty	2,200	197	2,397
Diaz de Lopez, Ecxa Roxana	Custodian	49,897	41,667	91,564
Diaz Marroquin, Abner	Custodian	58,097	42,115	100,212
Diaz Rodas, Sherlyn	Summer Bridge Ambassador	720	6	726
Diaz, Christopher	Maintenance Plumber	79,328	24,975	104,303
Dimopoulos, Eliana	Assistive Tech Specialist	87,443	40,826	128,269
Do, Christopher	MAPS MENTOR	9,225	75	9,300
Dodge, Margaret	Instructor	100,407	47,950	148,357
Doermann, Elisabeth	Temporary Faculty	47,492	17,849	65,341

**MARIN COMMUNITY COLLEGE DISTRICT
2021-22 ACTUAL GROSS EARNINGS, EMPLOYER-PAID BENEFITS, AND TOTAL COMPENSATION
ALPHABETICAL ORDER**

EMPLOYEE	JOB TITLE	GROSS EARNINGS (\$)	EMPLOYER-PAID BENEFITS (\$)	TOTAL COMPENSATION (\$)
Dominguez, Paul	Lead Gardener	82,842	49,847	132,689
Dormann, Roger	Graphics Design Specialist	78,211	38,433	116,644
Douglass, Sandra	Temporary Faculty	13,050	361	13,411
Draheim, Teliha	CES Instructor - Hrly Faculty	673	60	733
Drake, Brandon	Prog Coord, Comm Programs	70,308	44,779	115,087
Dreskin, Wendy	CES Instructor - Hrly Faculty	1,563	140	1,703
Drisdell, Lucas	Instructional Specialist	10,984	2,092	13,076
Duchamp, Carol	Temporary Faculty	1,758	158	1,916
Duff, William	CES Instructor - Hrly	423	38	461
Dunmire, Erik	Instructor	201,165	59,204	260,369
Dunn, Jason	Instructor	107,112	46,886	153,998
Durfee, Melinda	Program Coordinator, Facility	24,252	13,474	37,726
Dutton, Caroline	Temporary Faculty	10,454	2,058	12,512
Dyer, Nequeshe	Administrative Asst II	67,178	45,696	112,874
Early, Rietta	Counselor	179,623	44,761	224,384
Edmondson, Chris	Retiree Non Instructional	-	12,750	12,750
Edwards, Shaquam	Instructor	130,975	38,357	169,332
Effat, Amir	Temporary Faculty Instrl	34,725	3,112	37,837
Egbert, Roger	Retiree Non Instructional	-	8,146	8,146
Egert, David	Instructor	88,154	39,557	127,711
Ehrlich, Marcus	FDIP Intern	4,950	444	5,394
Eisner, Jesse	Work Study	2,955	24	2,979
Ekoue Totou, Patrick	CIO/Dir of Info. Technology	200,576	85,416	285,992
Eldridge, Jon	Asst. Supr/VP/Stu Lrn&Sucess	259,305	58,174	317,479
Eller, Thomas	Temporary Faculty Instrl	5,873	162	6,035

**MARIN COMMUNITY COLLEGE DISTRICT
2021-22 ACTUAL GROSS EARNINGS, EMPLOYER-PAID BENEFITS, AND TOTAL COMPENSATION
ALPHABETICAL ORDER**

EMPLOYEE	JOB TITLE	GROSS EARNINGS (\$)	EMPLOYER-PAID BENEFITS (\$)	TOTAL COMPENSATION (\$)
Emami, Hamid	CES Instructor - Hrly Faculty	2,800	251	3,051
Engler, Merri	Hourly	1,111	100	1,211
Erdmann, John	Librarian	141,668	50,524	192,192
Erlenheim, David	Buyer	98,444	45,042	143,486
Escalante, Erica	Kinesiology & Athl. Oper. Spec	843	76	919
Escobar, Caitlin	Counselor	119,614	49,066	168,680
Escobar, Linette	UPM/Off-cycle payment	2,403	473	2,876
Essick, Edward	Temporary Faculty	47,842	1,322	49,164
Evans, Mackenzie	Work Study	2,813	23	2,836
Everitt, David	Instructor	138,883	53,444	192,327
Fara, Nick	Instructor	120,552	47,266	167,818
Farias, Isidro	Dir. Capital Projects	176,799	71,801	248,600
Federle, Barbara	Hourly	12,153	3,338	15,491
Ferro, Samantha	Department Assistant	3,878	32	3,910
Fiandaca, Anastasia	Temporary Faculty	20,413	2,710	23,123
Finlayson, Luna	Counselor	116,952	47,299	164,251
Finley, Cynthia	Temporary Faculty	65,534	21,400	86,934
Flandreau, Tara	Temporary Faculty	-	1,363	1,363
Fletcher, Sandra	Temporary Faculty	23,209	2,080	25,289
Flett, Mary	CES Instructor - Hrly	531	48	579
Fonteno, Amber	Library Technician II	69,311	35,532	104,843
Forsyth, Susan	Temporary Faculty	47,147	9,026	56,173
Foulger, Kim	Administrative Asst II	73,444	47,002	120,446
Fox, Emily	Instructor	104,000	47,785	151,785
Fragata, Marilou	Staff Accountant	100,519	56,525	157,044

**MARIN COMMUNITY COLLEGE DISTRICT
2021-22 ACTUAL GROSS EARNINGS, EMPLOYER-PAID BENEFITS, AND TOTAL COMPENSATION
ALPHABETICAL ORDER**

EMPLOYEE	JOB TITLE	GROSS EARNINGS (\$)	EMPLOYER-PAID BENEFITS (\$)	TOTAL COMPENSATION (\$)
France, Patricia	Instructor	151,460	40,620	192,080
Fredrick, Dario	Temporary Faculty	40,415	12,123	52,538
Freeman, Jennifer	CES Instructor - Hrly Faculty	586	53	639
Freschl, Carl	Temporary Faculty Instrl	73,957	24,420	98,377
Frye, Sarah	Librarian	155,426	43,396	198,822
Gaffney, Keli	Accounting Specialist	80,293	39,606	119,899
Gallegos, Renee	Temporary Faculty	377	34	411
Gamal, Arif	Temporary Faculty	59,315	11,675	70,990
Gamshad, Mohsen	Temporary Faculty Instrl	8,308	745	9,053
Gapinski, Thelina	Lead Gardener - Organic Farm	59,020	35,287	94,307
Gardiner, David	Network PC Telephone Tech	112,678	50,355	163,033
Garretson, Candice	Retiree Non Instructional	-	9,974	9,974
Garretson, Patrick	Student Success Specialist	62,446	32,447	94,893
Garrett, Grace	Department Assistant	10,118	82	10,200
Garrett, Steven	Lead Gardener-Cap. Projects	7,433	666	8,099
Ghannam, Sarah	Hourly	13,395	109	13,504
Gill, Clark	Pool Maintenance Worker	55,224	41,362	96,586
Gillies, Milo	Department Assistant	12,005	98	12,103
Gisle, Kirsten	Employment Services Coord.	91,928	29,048	120,976
Glazier, Jennifer	Temporary Faculty Instrl	8,210	1,616	9,826
Glostein, Barbara	Temporary Faculty	54,873	23,383	78,256
Goldberg, Georgia	Temporary Faculty	74,033	10,547	84,580
Golitzin, George	Instructor	141,090	50,327	191,417
Gonzalez - Hernandez, Jessica	Hourly	90	2	92
Gonzalez, James	Instructor	185,622	59,604	245,226

**MARIN COMMUNITY COLLEGE DISTRICT
2021-22 ACTUAL GROSS EARNINGS, EMPLOYER-PAID BENEFITS, AND TOTAL COMPENSATION
ALPHABETICAL ORDER**

EMPLOYEE	JOB TITLE	GROSS EARNINGS (\$)	EMPLOYER-PAID BENEFITS (\$)	TOTAL COMPENSATION (\$)
Gonzalez, Marco	Instructor	180,232	54,621	234,853
Good, Lesley	Laboratory Technician	68,240	38,900	107,140
Goodale, Jayme	Temporary Faculty	23,405	4,607	28,012
Goodwin, Ross	Temporary Faculty	56,075	11,037	67,112
Gostlin, Malo	Hourly	252	2	254
Gough, Daniel	Temporary Faculty Instrl	59,010	21,049	80,059
Govrin, Dvora	Temporary Faculty	2,591	232	2,823
Graves, Tyler	UPM/Off-cycle payment	14,377	1,289	15,666
Gray, Maria	Temporary Faculty	54,326	29,158	83,484
Greitzer, Michelle	Senior Accountant	127,694	64,832	192,526
Grist, Gregory	Temporary Faculty	87,520	37,516	125,036
Gudmundsson, Jon	Tech Support Specialist I	112,346	49,073	161,419
Guerra, Anthony	Hourly	5,742	47	5,789
Guevara, Maribel	FDIP Intern	3,120	280	3,400
Guillen, Hugo	Prog Cood EOPS Undoc Students	76,035	39,594	115,629
Gunnarson, John	Temporary Faculty Instrl	18,157	1,627	19,784
Gutierrez, Derry	Childrens Center Site Supv	61,650	35,590	97,240
Haag, Jon	Facilities Technician I	68,580	34,609	103,189
Haber, John	Tech Support Specialist I	117,447	49,531	166,978
Haggitt, Brianna	Accountant	99,161	55,637	154,798
Haikins-Appiah, Nigel	COMPASS Coordinator	57,154	23,067	80,221
Hajinian, Talin	CES Instructor - Faculty Hrly	1,077	97	1,174
Hamburger Russell, Kathryn	CES Instructor - Hrly Faculty	1,292	116	1,408
Hammarback, Teresa	Instructor	59,515	18,829	78,344
Hansen, Candice	Human Resources Technician II	88,001	45,178	133,179

MARIN COMMUNITY COLLEGE DISTRICT
2021-22 ACTUAL GROSS EARNINGS, EMPLOYER-PAID BENEFITS, AND TOTAL COMPENSATION
ALPHABETICAL ORDER

EMPLOYEE	JOB TITLE	GROSS EARNINGS (\$)	EMPLOYER-PAID BENEFITS (\$)	TOTAL COMPENSATION (\$)
Harbison, Jesse	Reprographics Mail Clerk	64,163	44,808	108,971
Harkins, Erika	Temporary Faculty	2,800	251	3,051
Harris, Nekoda	Exec. Dir HR	190,094	59,204	249,298
Harshberger, Christopher	Gardener	47,041	27,111	74,152
Hatfield, Miho	Hourly	477	43	520
Hayman, Ildiko	Hourly	9,873	885	10,758
Hayne, Katherine	Temporary Faculty	78,682	33,927	112,609
Hemphill, Pamela	Hourly	57,793	5,180	62,973
Hernandez, Barbara	Instructional Specialist	36,639	7,117	43,756
Hernandez, Carol	Dean Math, Sciences & Business	213,438	68,213	281,651
Hernandez, Monique	AA II Sub/Lv Replacement	5,556	498	6,054
Herrera, Henry	Custodian	50,866	39,949	90,815
Hersch, Tonya	Dean of Educ Success Programs	191,795	85,426	277,221
Hildebrand, Carol	Dir of Comm Ed, LL, and Int Ed	183,414	53,884	237,298
Hockinson, Elizabeth	CES Instructor - Hrly Faculty	538	48	586
Hoffman, Jesse	Asst Dir M&O	178,150	74,865	253,015
Hoiland, Richard	CES Instructor - Hrly Faculty	404	36	440
Holden, Walter	Temporary Faculty Instrl	2,700	532	3,232
Holub, Karl	Library Technician II	68,207	38,635	106,842
Horinek, Jon	Dean of Enrollment Services	192,698	51,134	243,832
Horton, Katheryn	Dir Workforce Programs	132,415	66,318	198,733
Houghton, Laurel	CES Instructor - Hrly Faculty	440	39	479
Howard, Matthew	Instructional Technology Super	118,395	51,184	169,579
Hug, Elizabeth	CES Instructor - Hrly Faculty	6,382	572	6,954
Hui, Julie	Temporary Faculty	41,190	16,609	57,799

**MARIN COMMUNITY COLLEGE DISTRICT
2021-22 ACTUAL GROSS EARNINGS, EMPLOYER-PAID BENEFITS, AND TOTAL COMPENSATION
ALPHABETICAL ORDER**

EMPLOYEE	JOB TITLE	GROSS EARNINGS (\$)	EMPLOYER-PAID BENEFITS (\$)	TOTAL COMPENSATION (\$)
Huijon, Lilyana	COMPASS Coordinator	92,469	56,405	148,874
Huinac Paxtor, Chabeli	Lifeguard	675	5	680
Hulin, Patricia	Instructor	119,138	36,930	156,068
Humphreys, Richard	Temporary Faculty	43,589	17,081	60,670
Hunter, Andrea	Enrollment Services Assoc III	100,755	56,467	157,222
Hunter, Carrie	Temporary Faculty	51,693	19,497	71,190
Hurley, John	Hourly	740	66	806
Imazumi, Sandra	Laboratory Technician/Museum	31,575	2,956	34,531
Indart, Loretta	Retiree Non Instructional	-	9,380	9,380
Indi, Ferhat	Systems Engineer	150,145	68,427	218,572
Irish, Tamara	Hourly	2,835	254	3,089
Isozaki, Margaret	Director of Fiscal Services	190,838	71,974	262,812
Jacamo, Alexander	Admin Asst II	23,258	7,620	30,878
Jackson, Dahmitra	Dept. Asst.	8,073	724	8,797
Jackson, Kahea	Admin Asst II Child Ctr/ECE	65,263	34,219	99,482
Jacobs, Erin	Instructor	114,082	34,813	148,895
Jakobsen, Heidi	CES Instructor - Hrly Faculty	1,697	152	1,849
James, Patience	Enrollment Services Assoc II	22,211	10,968	33,179
Jarrell, Boyd	Temporary Faculty	7,974	5,243	13,217
Jessell, Lori	Temporary Faculty	17,911	3,526	21,437
Jestadt, Jesse	Instructional Specialist	6,374	1,526	7,900
Jimenez Martinez, Guadalupe	FDIP Intern	5,400	484	5,884
Johnson, Linda	Hourly	11,625	1,042	12,667
Johnson, Nancy	CES Instructor - Hrly Faculty	1,758	158	1,916
Johnson, Pamela	Temporary Faculty Instrl	13,975	961	14,936

**MARIN COMMUNITY COLLEGE DISTRICT
2021-22 ACTUAL GROSS EARNINGS, EMPLOYER-PAID BENEFITS, AND TOTAL COMPENSATION
ALPHABETICAL ORDER**

EMPLOYEE	JOB TITLE	GROSS EARNINGS (\$)	EMPLOYER-PAID BENEFITS (\$)	TOTAL COMPENSATION (\$)
Johnson, Phyllis	Temporary Faculty	28,386	5,587	33,973
Johnson, Sarah	Temporary Faculty	42,043	6,620	48,663
Johnson, Tammera	Administrative Asst II	69,984	48,571	118,555
Jones, Alexander	Instructor	116,364	50,242	166,606
Jones, David	Instructor	131,650	38,386	170,036
Jones, Rhonda	Executive Assistant I	65,040	24,867	89,907
Jones, Suzanne	Substitute - NC ESL/Integrated	740	66	806
Joyner, Kathleen	Executive Assistant II	-	16,728	16,728
Jucker, Stephanie	Temporary Faculty	733	66	799
Jupe, Kimberly	Temporary Faculty Instrl	26,150	723	26,873
Kang, Manjit	Hourly	64,209	30,503	94,712
Karel, Ellen	Temporary Faculty Instrl	11,201	1,004	12,205
Kasai, Emily	Tutor	638	5	643
Kas-Osoka, Joshua	UPM/Off-cycle payment	34,234	6,738	40,972
Katayama, Allison	Temporary Faculty Instrl	17,971	1,611	19,582
Katz, Ariel	Temporary Faculty Instrl	12,546	2,470	15,016
Keener, Margarita	Custodian	52,982	40,673	93,655
Keiser, Shaun	Temporary Faculty Instrl	1,686	332	2,018
Kelly, Alex	Temporary Faculty	43,077	3,861	46,938
Kelly, Ingrid	Instructor	210,151	57,648	267,799
Kelly, Patrick	Instructor	163,429	54,069	217,498
Kent, Matthew	Student Conduct Officer	22,297	7,395	29,692
Kerow, Chahmal	Temporary Faculty Instrl	16,829	1,508	18,337
Kerr, Grant	Instructor	90,269	30,110	120,379
Kesler, Mary	Admin Asst III	2,467	805	3,272

**MARIN COMMUNITY COLLEGE DISTRICT
2021-22 ACTUAL GROSS EARNINGS, EMPLOYER-PAID BENEFITS, AND TOTAL COMPENSATION
ALPHABETICAL ORDER**

EMPLOYEE	JOB TITLE	GROSS EARNINGS (\$)	EMPLOYER-PAID BENEFITS (\$)	TOTAL COMPENSATION (\$)
Khazaeli Parsa, Poupak	Temporary Faculty	76,170	35,282	111,452
Killam, Paul	Temporary Faculty	14,776	1,324	16,100
Kim, Shinna	FDIP Intern	4,200	376	4,576
Kimelman, Noreen	AA III Vacancy Replacement	27,138	2,432	29,570
King, David	Instructor	103,028	44,549	147,577
Kinka Ruiz, Devon	Mgr HR Academic Personnel	132,415	65,520	197,935
Klein, Jesse Jane	Executive Assistant I	82,053	50,203	132,256
Klein, Michael	Reprographics Mail Clerk	64,163	44,808	108,971
Klein, Rachel	Counselor	131,322	49,840	181,162
Klinger, Alisa	Instructor	193,235	50,138	243,373
Knickerbocker Rabbe, Katherine	Hourly	17,659	1,583	19,242
Koenig, Karen	Instructor	88,248	24,935	113,183
Koorhan, Margaret	Temporary Faculty	26,236	725	26,961
Kostyrko, Jacek	Temporary Faculty	51,089	6,334	57,423
Kranenburg, Philip	Board of Trustee	4,986	24,771	29,757
Kratoville, Timothy	CES Instructor - Hrly Faculty	1,292	116	1,408
Kreit, Cara	Instructor	135,489	27,331	162,820
Krempetz, Ronald	Temporary Faculty	59,936	5,372	65,308
Kreuzer, Susanne	Temporary Faculty	18,451	3,632	22,083
Kudler, Jacqueline	Temporary Faculty	2,584	232	2,816
Kuhn, Kristi	Instructor	104,825	46,245	151,070
Kunis, Kathleen	Hourly	27,154	2,434	29,588
Kuromiya, James	Inst Support Specialist	78,531	49,395	127,926
Lack, Larry	CES Instructor - Hrly Faculty	4,556	408	4,964
Lambert, Gabriel	Receiving Clerk	121,135	36,483	157,618

**MARIN COMMUNITY COLLEGE DISTRICT
2021-22 ACTUAL GROSS EARNINGS, EMPLOYER-PAID BENEFITS, AND TOTAL COMPENSATION
ALPHABETICAL ORDER**

EMPLOYEE	JOB TITLE	GROSS EARNINGS (\$)	EMPLOYER-PAID BENEFITS (\$)	TOTAL COMPENSATION (\$)
Lamke, Victoria	Retiree Non Instructional	-	12,750	12,750
Langeveld, Martinus	Police Officer	131,425	33,763	165,188
Lansing, Ira	Retiree Instructional	-	118	118
Lara, Ismael	Temporary Faculty	57,785	11,374	69,159
Larocca, David	Retiree Non Instructional	-	4,953	4,953
Larre, Christelle	Custodian	55,286	36,750	92,036
Lavagetto, Lisa	Hourly	400	36	436
Lea, Kelsey	Laboratory Technician, Chem	54,860	29,802	84,662
Lebas, Anne-Marie	Temporary Faculty	3,338	299	3,637
Lee, Emma	Enrollment Services Assoc I	49,546	27,080	76,626
Lee, Sea	Temporary Faculty	21,915	4,314	26,229
Lee, Wendy	Tech Support Specialist I	116,313	60,241	176,554
Lefkowitz, Carol	Temporary Faculty	87,490	28,131	115,621
Lefkowitz, Saralyn	Instructor	99,876	48,601	148,477
Lehua, Constance	Manager Employee & Labor Rel.	157,294	73,867	231,161
Leung, Christine	Instructor	67,389	24,695	92,084
Levin, Magdalena	Temporary Faculty	65,534	37,499	103,033
Li, Christine	Instructor	148,732	53,303	202,035
Lince, Stacey	Instructional Designer	92,469	55,766	148,235
Linnard-Palmer, Luanne	UPM/Off-cycle payment	31,863	2,856	34,719
Linnell, Megan	Department Aid	555	5	560
Lipson, Rebecca	Temporary Faculty	26,858	2,407	29,265
Littlejohn, Francisco	Facilities Technician I	68,580	38,286	106,866
Livie, Ian	Temporary Faculty	25,490	3,099	28,589
Loegering, Tessa	Administrative Asst III	77,835	48,659	126,494

**MARIN COMMUNITY COLLEGE DISTRICT
2021-22 ACTUAL GROSS EARNINGS, EMPLOYER-PAID BENEFITS, AND TOTAL COMPENSATION
ALPHABETICAL ORDER**

EMPLOYEE	JOB TITLE	GROSS EARNINGS (\$)	EMPLOYER-PAID BENEFITS (\$)	TOTAL COMPENSATION (\$)
Loewen, Amy	Temporary Faculty	47,216	25,885	73,101
Lombardi, David	Temporary Faculty Instrl	17,787	491	18,278
Long, Eva	Board of Trustee	5,439	17,339	22,778
Long, Lan-Ling	Library Technician II	81,064	50,203	131,267
Longo, Gina	Admin Asst III	96,760	54,376	151,136
Lopez Gutierrez, Gloria	Temporary Faculty	25,650	709	26,359
Lopez Tecun, Lurdes	Ambassador	9,458	77	9,535
Lopez Tizol, Irma	Department Assistant	8,325	68	8,393
Lopez Tizol, Shenya	Department Assistant	3,218	26	3,244
Lopez, Blanca	Work Study	648	5	653
Lopez-Alfonzo, Erika	FDIP Intern	3,285	91	3,376
Lubic, Timothy	Temporary Faculty Non-Instrl	3,982	1,031	5,013
Lushtak, Anna	Dept Asst	2,268	18	2,286
Lusk, Alexis	Department Assistant I	1,335	11	1,346
Lyons, Anton	FDIP Intern	3,465	311	3,776
Madril, Edwardo	Temporary Faculty	15,372	1,378	16,750
Magallanes-Rivera, Alexandra	Counselor	118,355	41,577	159,932
Magee, Patrick	Technology Support Spec II	97,756	50,024	147,780
Mahmoud, Eiman	Temporary Faculty	27,844	2,496	30,340
Mahoney, David	Graphics Design Specialist	87,056	54,418	141,474
Malouf, Janeatte	Children Center Teacher	42,750	31,849	74,599
Manento, Daudi	Laboratory Technician	63,213	33,689	96,902
Manuel, Mallory	Temporary Faculty Instrl	12,254	1,098	13,352
Marckwordt, Valerie	Comm Ed and Svcs Program Spec	78,342	49,384	127,726
Marcum, Jeffrey	Maintenance Electrician	80,438	49,184	129,622

**MARIN COMMUNITY COLLEGE DISTRICT
2021-22 ACTUAL GROSS EARNINGS, EMPLOYER-PAID BENEFITS, AND TOTAL COMPENSATION
ALPHABETICAL ORDER**

EMPLOYEE	JOB TITLE	GROSS EARNINGS (\$)	EMPLOYER-PAID BENEFITS (\$)	TOTAL COMPENSATION (\$)
Mariano, Elnore	Evaluation Analyst	82,502	39,276	121,778
Marin, Roberto	Hourly	8,447	69	8,516
Marinko, Vicki	Hourly	2,178	195	2,373
Mark, Julie	Hourly	54,312	4,868	59,180
Marmysz, John	Instructor	179,548	56,852	236,400
Marozick, Jeffrey	Chief of Police/Dir. of Safety	185,754	51,835	237,589
Marshall, Mary	Testing Technician	27,468	2,462	29,930
Martinez, Allyson	EOPS/CARE & CalWorks Coord.	93,647	46,895	140,542
Martinez, Danae	Hourly	13,919	2,231	16,150
Martinez, Emanuel	Work Study	8,415	68	8,483
Martinez, Manuel	Custodian	64,313	45,367	109,680
Martinisi, Michele	Instructor	179,101	56,825	235,926
Massion, Cheo	FT NC Instructor	113,756	33,658	147,414
Mata, Cindy	Hourly	5,067	41	5,108
Mayo, Ruth	DSPS Program Technician	34,466	16,957	51,423
Mazariegos, Nelson	MAPS Peer Mentor	3,015	25	3,040
McBride, Christopher	Temporary Faculty	76,179	28,947	105,126
McClendon, Dosh	Substitute - CES	659	59	718
McConnel, John	Temporary Faculty Instrl	11,354	1,018	12,372
McCoy, Robert	Instructor	98,546	36,432	134,978
McEvoy, Charles	Temp Instrl/NC (no EPAF)	10,112	906	11,018
Mcevoy, Sara	Department Assistant	908	7	915
McGee, Padraig	Temporary Faculty	40,033	16,381	56,414
McGoon, Patricia	Hourly	5,724	1,127	6,851
McInnes, Nancy	Temporary Faculty	754	68	822

**MARIN COMMUNITY COLLEGE DISTRICT
2021-22 ACTUAL GROSS EARNINGS, EMPLOYER-PAID BENEFITS, AND TOTAL COMPENSATION
ALPHABETICAL ORDER**

EMPLOYEE	JOB TITLE	GROSS EARNINGS (\$)	EMPLOYER-PAID BENEFITS (\$)	TOTAL COMPENSATION (\$)
McKinnon, Sara	Instructor	123,288	37,222	160,510
McKnight, Sheila	Temporary Faculty	83,609	36,746	120,355
McQuilkin, William	Tech Asst Farm	11,904	1,067	12,971
McSween, Karen	Library Technician III	72,257	36,608	108,865
Meade, Martha	Temporary Faculty	5,763	517	6,280
Meadow, Kelly	Temporary Faculty Non-Instrl	5,510	1,084	6,594
Meecham, William	Temporary Faculty	781	70	851
Melendez, Evelyn	Department Assistant	2,730	22	2,752
Mercado Trujillo, Juan	COMPASS Coordinator	85,646	52,267	137,913
Mercado Trujillo, Maria	Prog Coord, Basic Needs	11,947	1,546	13,493
Merriwether, Christian	Vac Repl Kin/Ath Ops Spec	4,873	437	5,310
Michelangelo, Lori	Instructor	147,867	55,906	203,773
Mielke, Arthur	Temporary Faculty Instrl	19,360	1,735	21,095
Mihal, Colleen	Instructor	140,713	49,647	190,360
Miller, Julie	Temporary Faculty	57,588	27,951	85,539
Miller, Trine	Instructor	93,891	45,673	139,564
Mills, Katie	Research and Planning Analyst	8,266	5,483	13,749
Minoia, Marco	College Police Services Asst	83,483	50,077	133,560
Mitchell, Curtis	Tutor Math Lab	465	4	469
Mogannam, Laura	CES Instructor - Contract Edu.	1,924	172	2,096
Mohammed, Michael	Temporary Faculty Instrl	19,742	1,770	21,512
Molineaux, Jeanette	Temporary Faculty Instrl	7,028	1,145	8,173
Monroy Ramirez, Berenice	Administrative Assistant II	7,099	4,510	11,609
Montoya Olivares, Ricardo	Custodian	54,841	40,502	95,343
Moore, Christopher	CES Instructor - Hrly Faculty	806	72	878

MARIN COMMUNITY COLLEGE DISTRICT
2021-22 ACTUAL GROSS EARNINGS, EMPLOYER-PAID BENEFITS, AND TOTAL COMPENSATION
ALPHABETICAL ORDER

EMPLOYEE	JOB TITLE	GROSS EARNINGS (\$)	EMPLOYER-PAID BENEFITS (\$)	TOTAL COMPENSATION (\$)
Morales-Orozco, Helen	Children Center Teacher	42,750	36,831	79,581
Moreno, Luz	Counselor	178,663	45,927	224,590
Morin, Thomas	Temporary Faculty	62,035	21,644	83,679
Morse, Lisa	Instructor	151,892	52,309	204,201
Mortimer, Cheryl	Temporary Faculty	18,666	3,674	22,340
Moynier, Sara	Temporary Faculty Instrl	7,280	1,433	8,713
Mueller, Faye	Instr Spec College Skills Sub	7,865	705	8,570
Mueller, Joseph	Instructor	149,743	52,694	202,437
Muldowney, Claudette	Retiree Non Instructional	-	7,822	7,822
Mulla, Bushra	Hourly	11,664	1,045	12,709
Mulla, Mariya	Tutor	3,402	28	3,430
Mullen, Laura	Hourly	11,286	92	11,378
Muller, Kevin	Instructor	124,539	51,199	175,738
Munoz Portillo, Erick	Temporary Faculty Instrl	87,069	28,603	115,672
Munoz, Jacob	On-Site Event Coordinator	11,609	1,041	12,650
Murillo, Shirley	Temporary Faculty	27,424	(3,946)	23,478
Murphy, Roseanne	CES Instructor - Hrly Faculty	17,021	1,526	18,547
Musante, Danila	Counselor	125,204	40,841	166,045
Muthui, Muingo	Temporary Faculty Non-Instrl	8,170	1,608	9,778
Mutungu, Nancy	MAPS Peer Mentor	3,334	27	3,361
Mwikisa Kelly, Tabo	Temporary Faculty Instrl	17,959	496	18,455
Namvar, Mina	Admin Asst III	94,746	54,264	149,010
Nardo, Maryann	Temporary Faculty	162	14	176
Neal, Emma	Tutor	870	7	877
Negus, Sean	Temporary Faculty Instrl	42,850	8,434	51,284

**MARIN COMMUNITY COLLEGE DISTRICT
2021-22 ACTUAL GROSS EARNINGS, EMPLOYER-PAID BENEFITS, AND TOTAL COMPENSATION
ALPHABETICAL ORDER**

EMPLOYEE	JOB TITLE	GROSS EARNINGS (\$)	EMPLOYER-PAID BENEFITS (\$)	TOTAL COMPENSATION (\$)
Nelson, Gregory	Asst. Superintendent/Vice Pres	256,477	96,701	353,178
Nelson, Lori	Hourly	19,951	3,927	23,878
Nemo, Tiffany	Dept Asst	3,045	273	3,318
Newcome, Erica	Temporary Faculty Non-Instrl	11,961	1,072	13,033
Newton, Steven	Instructor	147,746	41,479	189,225
Ng, Matthew	Sr Instl Research Analyst	102,614	49,897	152,511
Nguyen, Dong	Senior Systems Analyst	195,283	82,760	278,043
Nguyen, Hien	Instructor	176,135	42,612	218,747
Nguyen, Mydung	Hourly	144	13	157
Nguyen, Nguyet	Prof Expert	5,288	474	5,762
Nguyen, Thuy Trang	Library Technician 11	82,643	39,854	122,497
Nicolas, Jenna	Work Study	2,784	23	2,807
Nicosia, Ellen	CES Instructor - Hrly Faculty	135	12	147
Nikkel, Deborah	CES Instructor - Hrly Faculty	700	63	763
Nordin, Sarah	Temporary Faculty Instrl	18,666	3,674	22,340
Noriega Romero, Leticia	Custodial Short-Term Hrly Sub	8,733	783	9,516
Norman, Sophia	FDIP Intern	4,890	438	5,328
Numaguchi, Vivian	Hourly	33,389	11,498	44,887
O'Brien, Stephanie	Board of Trustee	5,439	23,269	28,708
O'Connor, Brian	Temporary Faculty	39,814	28,178	67,992
O'Donnelley, Dianne	Admin Asst III	92,965	54,103	147,068
O'Keefe, Patricia	Instructor	124,584	51,770	176,354
Oliver, Lia	Hourly	16,672	461	17,133
Olmanson, Angela	Program Admin. Health Science	118,922	50,805	169,727
Olsen, Vivian	Administrative Asst II	-	5,402	5,402

**MARIN COMMUNITY COLLEGE DISTRICT
2021-22 ACTUAL GROSS EARNINGS, EMPLOYER-PAID BENEFITS, AND TOTAL COMPENSATION
ALPHABETICAL ORDER**

EMPLOYEE	JOB TITLE	GROSS EARNINGS (\$)	EMPLOYER-PAID BENEFITS (\$)	TOTAL COMPENSATION (\$)
Olson, Janis	Instructional Specialist	26,429	3,104	29,533
Opong Mensah, Kofi	Temporary Faculty	57,502	19,819	77,321
Ordin, Laurie	Instructor	138,981	41,973	180,954
Ornelas, Ivan	Temporary Faculty Instrl	12,254	2,412	14,666
Oropeza, Miguel	Temporary Faculty	75,156	22,181	97,337
Ortiz Badillo, Deivys	Custodian	50,971	38,934	89,905
Ortiz Saravia, Giovanni	Hourly	720	6	726
Ortiz, Yvonne	Temporary Faculty	47,847	26,034	73,881
Osheroff, Aaron	Sr Database Administrator	167,180	68,219	235,399
Ostojic-Portello, Radica	Temporary Faculty	85,493	37,117	122,610
Ovetz, Robert	Temporary Faculty	30,108	5,799	35,907
Owen, Ron	Senior Benefits Analyst	102,576	49,730	152,306
Oxford, Ronald	Temporary Faculty Non-Instrl	18,888	2,503	21,391
Padron, Thomas	Temporary Faculty	34,429	3,086	37,515
Pagani, Rossana	Instructor	159,222	43,524	202,746
Palmer, Ronald	Instructor	251,018	64,286	315,304
Palomino, Melanie	Admin Asst III	74,364	40,800	115,164
Pantenkova, Svetlana	Hourly	12,780	1,145	13,925
Park, Jessica	Instructor	180,860	54,621	235,481
Parker, Kendra	Embedded Tutor	405	3	408
Pasquel, Alicia	Instructor	191,537	71,125	262,662
Passer, Joyce	Instructor	141,492	44,591	186,083
Patel, Beth	Instructor	154,026	51,394	205,420
Patlolla, Sandhyarani	Temporary Faculty	47,794	4,284	52,078
Patterson, David	Librarian	146,628	29,690	176,318

**MARIN COMMUNITY COLLEGE DISTRICT
2021-22 ACTUAL GROSS EARNINGS, EMPLOYER-PAID BENEFITS, AND TOTAL COMPENSATION
ALPHABETICAL ORDER**

EMPLOYEE	JOB TITLE	GROSS EARNINGS (\$)	EMPLOYER-PAID BENEFITS (\$)	TOTAL COMPENSATION (\$)
Patterson, Scott	Temporary Faculty Instrl	9,559	857	10,416
Paul, Jeffrey	Accompianst	22,536	2,119	24,655
Paulino, Joan	Enrollment Services Assoc II	86,253	53,596	139,849
Peck, Jeffery	Retiree Non Instructional	-	16,728	16,728
Peitz, Heather	Administrative Assistant III	90,835	53,182	144,017
Pensabene, Oksana	Tutoring/Learning Ctr. Coord.	92,612	52,428	145,040
Perales, Teresa	Equity & Activities Prog Coord	92,469	43,131	135,600
Peraza, Emma	Custodian	48,176	38,683	86,859
Perez Martinez, Martha	Department Assistant	300	2	302
Perez, Alexio	Locksmith Carpenter	78,057	48,427	126,484
Perez, Chelsey	Administrative Asst II	76,219	47,380	123,599
Perez, Ramiro	Custodian	57,044	34,757	91,801
Perrone, Kristin	Counselor	135,971	38,546	174,517
Petrovsky, John	Temporary Faculty	34,920	965	35,885
Piccinini, Odaclet	Tutor	3,069	25	3,094
Piccioni, Richard	Temporary Faculty	56,258	11,073	67,331
Pilloton, Anna	Dir School & Comm Partnerships	166,771	69,436	236,207
Pinckney, Joanna	Administrative Asst II	81,073	41,051	122,124
Pomajulca, Cesar	Instructor	129,956	50,490	180,446
Price, Emma	MAPS Peer Mentor	2,055	17	2,072
Prince, Kuniko	Temporary Faculty	49,844	9,811	59,655
Privitt, Karen	Temporary Faculty	29,390	10,502	39,892
Purcell, Shawn	Instructor	145,658	42,740	188,398
Quick, Dayna	Instructor	127,068	47,709	174,777
Quigley, Sarah	Assistant Coach	5,490	492	5,982

MARIN COMMUNITY COLLEGE DISTRICT
2021-22 ACTUAL GROSS EARNINGS, EMPLOYER-PAID BENEFITS, AND TOTAL COMPENSATION
ALPHABETICAL ORDER

EMPLOYEE	JOB TITLE	GROSS EARNINGS (\$)	EMPLOYER-PAID BENEFITS (\$)	TOTAL COMPENSATION (\$)
Rahman, Heather	Workforce Prog. Spclst	63,911	37,501	101,412
Rahman, Susan	Instructor	149,524	50,958	200,482
Ramey, Byron	Counselor	104,928	34,113	139,041
Ramirez, Mark	Department Assistant	3,270	27	3,297
Reetz, Becky	Director of EOPS CARE CalWorks	162,658	77,554	240,212
Reilly, Sheila	Temporary Faculty	67,684	6,067	73,751
Reinhard, Holly	Temporary Faculty Instrl	22,520	4,433	26,953
Requenes, Tania Nathali	Hourly	22,128	4,355	26,483
Reyes, Oliver	Work Study	11,048	90	11,138
Reyes, Ruby	Enrollment Services Assoc III	83,782	53,286	137,068
Ricciuti, Anna	Dir of College Svcs	132,415	67,350	199,765
Richard, Laura	Temporary Faculty Instrl	7,741	1,524	9,265
Rivera, Eloise	Temporary Faculty	6,677	185	6,862
Robertshaw, Mia	General Counsel	230,353	94,266	324,619
Robertson, Noel	Temporary Faculty	46,002	20,739	66,741
Robinson, Karen	Counselor	143,985	51,874	195,859
Robinson, Mark	Laboratory Technician	77,461	38,227	115,688
Rocha Rivera, Melvin	ESL Technology Support	9,225	441	9,666
Rocky, Alice	Temporary Faculty	23,655	654	24,309
Roderick, Irina	Instructor	197,053	63,651	260,704
Rodrigues, Norbert	Maintenance Electrician Bond B	80,438	42,252	122,690
Rodriguez, Juan	Receiving Clerk	51,737	29,464	81,201
Rogoff, Marianne	CES Instructor/Hourly	1,857	166	2,023
Rollins, Corina	Temporary Faculty	35,315	23,567	58,882
Rolston, Caitlin	Instructional Specialist	98,719	34,268	132,987

**MARIN COMMUNITY COLLEGE DISTRICT
2021-22 ACTUAL GROSS EARNINGS, EMPLOYER-PAID BENEFITS, AND TOTAL COMPENSATION
ALPHABETICAL ORDER**

EMPLOYEE	JOB TITLE	GROSS EARNINGS (\$)	EMPLOYER-PAID BENEFITS (\$)	TOTAL COMPENSATION (\$)
Rolston, Katherine	Temporary Faculty	1,026	92	1,118
Romero, Daniel	On-Site Event Coordinator	7,886	707	8,593
Romo Padilla, Guadalupe	Administrative Asst II	80,119	38,920	119,039
Rosas, Cynthia	Hourly	2,198	18	2,216
Rosas-Sanchez, Aneissa	Temporary Faculty Non-Instrl	69,532	6,232	75,764
Rosell, Pamela	Temporary Faculty Instrl	36,831	15,751	52,582
Rosenthal, Keith	Director of Advancement	144,643	66,353	210,996
Rossi, Aviva	Temporary Faculty Instrl	18,066	3,556	21,622
Rothbart, George	Temporary Faculty Instrl	4,110	368	4,478
Rowe, Gabriele	Work Study	7,001	57	7,058
Ruddle, Joanna	Instructor	183,690	63,453	247,143
Rudolph, Monica	Admin Asst II-Facility Rentals	76,254	50,643	126,897
Ruiz, Dustin	Police Officer	117,702	51,430	169,132
Rumsey, Nancy	CES Instructor - Temp access	5,788	160	5,948
Russell, LyRyan	MOU LSP/Coaches Stipend - O/S	36,566	6,713	43,279
Russell, Marian	Hourly	52,994	21,366	74,360
Sabia, Stormy	Dir SS - Stu Accessibility Svc	174,546	58,146	232,692
Sadava, Dana	Temporary Faculty Instrl	1,409	126	1,535
Saldana, Tristan	Temporary Faculty	31,071	6,116	37,187
Santos, Ricardo	Athletic PE Ed Equip Manager	60,167	32,151	92,318
Satariano, Jenifer	Accounting Technician	22,980	17,267	40,247
Scarcella, Joseph	Athletic Trainer	82,758	50,164	132,922
Schaefer, Emily	Hourly	72,788	16,904	89,692
Schane, Burton	Senior Systems Analyst	171,128	52,195	223,323
Schiff, Cynthia	Temporary Faculty	66,210	13,032	79,242

MARIN COMMUNITY COLLEGE DISTRICT
2021-22 ACTUAL GROSS EARNINGS, EMPLOYER-PAID BENEFITS, AND TOTAL COMPENSATION
ALPHABETICAL ORDER

EMPLOYEE	JOB TITLE	GROSS EARNINGS (\$)	EMPLOYER-PAID BENEFITS (\$)	TOTAL COMPENSATION (\$)
Schmidt, Sung Ji	Instructor	113,748	34,580	148,328
Schwappach, Lisa	Temporary Faculty	24,303	4,783	29,086
Schwartz, Carol	DSPS Specialist	37,809	12,914	50,723
Schwartz, Maureen	CES Instructor - Hrly Faculty	215	19	234
Scofield, Alan	Temporary Faculty	34,197	6,731	40,928
Scranton, Diana	Temporary Faculty	7,542	676	8,218
Sedie, Theo	Accounting Specialist	61,137	30,270	91,407
Seery, Patricia	FT NC Instructor	147,805	52,569	200,374
Serafin, Scott	Instructor	170,760	57,020	227,780
Sereno, Prartho	CES Instructor - Hrly Faculty	485	43	528
Servais, Lauren	Dean Arts and Humanities	74,847	28,310	103,157
Sethre, Ian	Temporary Faculty Instrl	20,886	4,111	24,997
Seybold, Michael	Temporary Faculty Instrl	3,860	346	4,206
Shafer, Holley	Dir Institu Effectiveness	144,949	70,352	215,301
Shahi, Jessica	College Police Services Asst	69,010	45,013	114,023
Shapiro, Samantha	Embedded Tutor	953	8	961
Sharei, Niku	Hourly	10,243	918	11,161
Shaw, Brianna	Temporary Faculty	24,828	4,887	29,715
Shaw, Ellen	Accounting Technician	80,812	39,287	120,099
Sheofsky, Elizabeth	Instructional Specialist	85,066	25,073	110,139
Shields, Justin	Department Assistant	848	7	855
Shimizu, Masako	Temporary Faculty Instrl	10,341	1,845	12,186
Shrestha, Devendra	Accounting Technician	68,777	46,748	115,525
Siar, Ahmad	Police Officer	80,550	23,233	103,783
Siegenthaler, Connie	Admin Asst III	33,190	17,641	50,831

**MARIN COMMUNITY COLLEGE DISTRICT
2021-22 ACTUAL GROSS EARNINGS, EMPLOYER-PAID BENEFITS, AND TOTAL COMPENSATION
ALPHABETICAL ORDER**

EMPLOYEE	JOB TITLE	GROSS EARNINGS (\$)	EMPLOYER-PAID BENEFITS (\$)	TOTAL COMPENSATION (\$)
Sims, Tyler	Hourly	11,486	317	11,803
Siu-Masset, Reva	Ambassador	4,200	34	4,234
Sklove, Brett	Temporary Faculty	12,338	1,511	13,849
Skolnick, David	Temporary Faculty	23,226	4,571	27,797
Smith, Gregory	Instructional Specialist	52,160	27,903	80,063
Smith, Michael	Custodian	56,087	41,663	97,750
Smith, Paul	Temporary Faculty	36,540	1,010	37,550
Smith, Rion	Instructional Specialist	73,383	35,660	109,043
Smith, Shelley	Instructor	91,881	41,940	133,821
Smith, Victor	Temporary Faculty	55,253	23,417	78,670
Smyth, Kathleen	Instructor	232,283	51,055	283,338
Smyth, Trevor	Hourly	14,150	1,268	15,418
So, Albert	Print Production Specialist	75,553	37,671	113,224
Sobieski, Grace	Temporary Faculty Instrl	12,208	2,403	14,611
Solis Orduna, Bruno	Custodian	48,941	27,795	76,736
Solis, Julian	Sch. & Comm. Partnr Prog Coord	92,469	43,111	135,580
Southard, Rowena	Temporary Faculty	11,354	3,619	14,973
Sparrow, Neil	Lead Gardener Capital Proj	66,284	34,014	100,298
Spease, Jennifer	Enrollment Services Assoc I	82,188	52,586	134,774
Spediacci, Anthony	Police Officer	26,450	3,233	29,683
Staffen, Russel	Maint. Carpenter - Bond B	76,350	40,896	117,246
Stahl-Haven, Gina	Temporary Faculty	16,617	3,271	19,888
Stavig, Victoria	Hourly	15,520	1,391	16,911
Stevenson, Troy	Counselor	99,472	32,564	132,036
Stewart, Paul	Police Officer	116,927	42,894	159,821

**MARIN COMMUNITY COLLEGE DISTRICT
2021-22 ACTUAL GROSS EARNINGS, EMPLOYER-PAID BENEFITS, AND TOTAL COMPENSATION
ALPHABETICAL ORDER**

EMPLOYEE	JOB TITLE	GROSS EARNINGS (\$)	EMPLOYER-PAID BENEFITS (\$)	TOTAL COMPENSATION (\$)
Stewart, Susan	Temporary Faculty	4,762	427	5,189
Stockmann, Kevin	Substitute - CES	391	35	426
Stopher, James	Instructor	139,752	51,797	191,549
Strickland, JoAnne	Temporary Faculty Instrl	18,370	3,616	21,986
Strobel, Jeanine	Hourly	12,785	1,146	13,931
Stubbs, Gregory	Temporary Faculty	15,174	1,360	16,534
Stubbs, Stephanie	Temporary Faculty	76,294	6,838	83,132
Suarez Maldonado, Alejandro	Instructional Support Analyst	104,897	60,115	165,012
Subramanian, N	Temporary Faculty	57,173	1,580	58,753
Sukoski, Martha	Temporary Faculty	370	33	403
Sulaiman Hara, Sadika	Dir SS - Activities & Advocacy	176,799	58,200	234,999
Sunder, Prateek	Work Study	4,428	36	4,464
Sywulak, Daria	Temporary Faculty	49,500	26,359	75,859
Tachihara, Sandra	Hourly	-	12,750	12,750
Tamayo, Juan	FDIP Intern	5,025	450	5,475
Tanenberg, Lonnie	Hourly	5,391	483	5,874
Tanner Mack, Sandra	Substitute for Dance	296	58	354
Teer, Joann	Enrollment Services Assoc II	91,889	39,477	131,366
Tejeda, Judith	Custodian	47,986	38,623	86,609
Tercero Lopez, Luis	Instructional Specialist Math	42,631	20,258	62,889
Terhune, Jamine	Temporary Faculty	86,292	36,940	123,232
Terry, Linda	Payroll Specialist	101,915	44,443	146,358
Thaler, Reid	Temporary Faculty	2,961	265	3,226
Thiele, Michael	CES Instructor - Hrly Faculty	646	58	704
Thompson, Rose	Retiree Non Instructional	-	9,642	9,642

**MARIN COMMUNITY COLLEGE DISTRICT
2021-22 ACTUAL GROSS EARNINGS, EMPLOYER-PAID BENEFITS, AND TOTAL COMPENSATION
ALPHABETICAL ORDER**

EMPLOYEE	JOB TITLE	GROSS EARNINGS (\$)	EMPLOYER-PAID BENEFITS (\$)	TOTAL COMPENSATION (\$)
Timpane, Shannon	Health Services Assistant	24,750	3,030	27,780
Tipton, James	Instructor	179,429	55,580	235,009
Todorova, Elena	Instructor	124,078	46,532	170,610
Torous, Jane	CES Instructor - Hrly Faculty	450	40	490
Torres, Mandy	Hourly	3,492	313	3,805
Torres-Benavides, Cari	Asst. VP of Instruction	220,025	92,312	312,337
Tostenson, Lisa	Health Center Nurse	122,147	37,527	159,674
Totapudi, Sofia	Prog Coord, Transfer & Career	80,786	50,096	130,882
Treanor, Wanden	Board of Trustee	5,439	17,354	22,793
Trujillo, Andrew	Assistant Coach	270	7	277
Tsao, Christa	MAPS MENTOR	5,846	48	5,894
Tsark, Tami	CES Instructor - Hrly Faculty	7,570	678	8,248
Turner, Walter	Instructor	192,760	57,437	250,197
Uhalde, Sebastien	Gardener	46,750	39,155	85,905
Unterberger, Richard	Temporary Faculty	4,388	393	4,781
Urena, Jose	Counselor	135,260	55,276	190,536
Valasek, Alexander	Assistant Coach	2,286	205	2,491
Van Dorn, Eric	Temporary Faculty	53,710	18,138	71,848
Varona, Alina	Dean Workforce Dev & Career Ed	178,468	44,993	223,461
Vasquez, Lisa	Temporary Faculty	59,662	12,650	72,312
Vasquez, Marisol	Work Study	180	1	181
Vaughan, Michele	Temporary Faculty	71,898	34,441	106,339
Vavrek, Karl	Temporary Faculty Instrl	9,106	816	9,922
Ventura-Rafaela, Irving	Assistant Coach	7,452	668	8,120
Villanueva, Edward	Temporary Faculty	24,586	4,839	29,425

**MARIN COMMUNITY COLLEGE DISTRICT
2021-22 ACTUAL GROSS EARNINGS, EMPLOYER-PAID BENEFITS, AND TOTAL COMPENSATION
ALPHABETICAL ORDER**

EMPLOYEE	JOB TITLE	GROSS EARNINGS (\$)	EMPLOYER-PAID BENEFITS (\$)	TOTAL COMPENSATION (\$)
Villarreal, Seanna	Enrollment Services Assoc II	91,621	46,192	137,813
Vogt, Mary	Temporary Faculty	1,938	174	2,112
Wadsworth, William	Gardener	67,653	34,420	102,073
Wagner, Katherine	Instructor	104,298	40,748	145,046
Walker, Santon	Instructional Specialist	53,562	24,367	77,929
Walsh, Wendy	Instructor	124,584	37,975	162,559
Wang, Andrea	Instructor	130,488	51,194	181,682
Wang, Zihao	Department Assistant	8,925	73	8,998
Wanzo, Benjamin	Temporary Faculty Instrl	37,551	3,366	40,917
Ward, Hakeem	Temporary Faculty Instrl	25,086	4,747	29,833
Warren, Deborah	Instructional Specialist	45,611	24,728	70,339
Wat, Timothy	Instructor	151,093	52,241	203,334
Welch, Alison	International Student Advisor	77,795	38,389	116,184
Wells, Stephanie	Instructor	149,150	44,868	194,018
Wenck-Reilly, Brennan	Temporary Faculty	8,651	1,703	10,354
Werlin, Rebecca	Temporary Faculty	46,309	4,151	50,460
West, Brittney	Stipend - UDWC/CTE COA	45,801	8,239	54,040
West, Walter	Temporary Faculty	96,814	29,436	126,250
Whitaker, Terrell	Custodian	2,093	675	2,768
White, David	Designer Stage Technician	86,338	53,036	139,374
Widger, Daniel	Hourly	19,375	535	19,910
Wiebers, Deborah	Retiree Non Instructional	-	13,618	13,618
Willet, Nancy	Instructor	134,352	39,800	174,152
Williams, Jeannine	Temporary Faculty	64,556	22,140	86,696
Willits, Ronald	Temporary Faculty	42,726	8,156	50,882

**MARIN COMMUNITY COLLEGE DISTRICT
2021-22 ACTUAL GROSS EARNINGS, EMPLOYER-PAID BENEFITS, AND TOTAL COMPENSATION
ALPHABETICAL ORDER**

EMPLOYEE	JOB TITLE	GROSS EARNINGS (\$)	EMPLOYER-PAID BENEFITS (\$)	TOTAL COMPENSATION (\$)
Willson, Robert	Temporary Faculty Instrl	4,317	850	5,167
Wilson, Benjamin	Hourly	7,601	681	8,282
Wilson, Derek	Instructor	121,973	48,492	170,465
Wilson, Paul	Maintenance Electrician	80,438	49,424	129,862
Wilson, Samantha	Temporary Faculty Instrl	19,215	1,722	20,937
Wiltey, Ana Flavia	Instructional Specialist	25,415	2,479	27,894
Winrow, Birdie	Temporary Faculty Instrl	8,516	1,676	10,192
Winship, Cynthia	Hourly	2,984	82	3,066
Witte, Irmgard	Administrative Asst II	72,451	31,446	103,897
Wolfson, Sandra	CES Instructor - Hrly Faculty	1,373	123	1,496
Wong, Sally	Welcome Ctr & Orientation Coor	90,502	54,683	145,185
Wood, Robyn	Temporary Faculty	130,341	48,911	179,252
Wood, Scott	Temporary Faculty	59,070	11,373	70,443
Woodlief, Blaze	Instructor	142,270	53,865	196,135
Woodruff-Madeira, Maxwell	Tutor	1,496	12	1,508
Yaghmaei, Solmaz	Work Study	11,475	93	11,568
Yan, Tao	Work Study	12,000	98	12,098
Yates, Jeffrey	Instructor	80,595	27,830	108,425
Yezman, Nicole	CES Instructor - Hrly Faculty	538	48	586
Yim, Rebecca	Admin Asst III	77,491	38,297	115,788
Yohannes, Haile	Maintenance HVAC Mechanic	131,738	57,997	189,735
Yokell, June	CES Instructor - Hrly Faculty	1,612	144	1,756
Yoshihara, Juniper	Student Board of Trustee	1,133	102	1,235
Young, Brian	Laboratory Technician	34,086	11,098	45,184
Yuan, Mengqi	Articulation & Curr. Anayst	96,431	55,221	151,652

**MARIN COMMUNITY COLLEGE DISTRICT
2021-22 ACTUAL GROSS EARNINGS, EMPLOYER-PAID BENEFITS, AND TOTAL COMPENSATION
ALPHABETICAL ORDER**

EMPLOYEE	JOB TITLE	GROSS EARNINGS (\$)	EMPLOYER-PAID BENEFITS (\$)	TOTAL COMPENSATION (\$)
Zabihi, Farhad	Instructor	197,181	53,405	250,586
Zaets, Georgy	Work Study	2,718	22	2,740
Zaffran, Dan	Instructor	161,463	53,148	214,611
Zamora, Efrain	Maintenance Carpenter	72,231	40,373	112,604
Zarrehparvar, Xenia	SAS Support Svcs. Coord	87,181	52,236	139,417
Zeller, Brent	CES Instructor - Hrly Faculty	6,740	604	7,344
Zerbe, Vaughan	Hourly	750	67	817
Ziedrich, Cheryl	Temporary Faculty	58,801	20,075	78,876
Ziemer, Andrew	Temporary Faculty Instrl	33,333	39,361	72,694

**MARIN COMMUNITY COLLEGE DISTRICT
2021-22 ACTUAL GROSS EARNINGS, EMPLOYER-PAID BENEFITS, AND TOTAL COMPENSATION
DESCENDING ORDER**

EMPLOYEE	JOB TITLE	GROSS EARNINGS (\$)	EMPLOYER-PAID BENEFITS (\$)	TOTAL COMPENSATION (\$)
Coon, David Wain	Superintendent President	398,892	87,949	486,841
Nelson, Gregory	Asst. Superintendent/Vice Pres	256,477	96,701	353,178
Robertshaw, Mia	General Counsel	230,353	94,266	324,619
Eldridge, Jon	Asst. Supr/VP/Stu Lrn&Sucess	259,305	58,174	317,479
Palmer, Ronald	Instructor	251,018	64,286	315,304
Torres-Benavides, Cari	Asst. VP of Instruction	220,025	92,312	312,337
Ekoue Totou, Patrick	CIO/Dir of Info. Technology	200,576	85,416	285,992
Smyth, Kathleen	Instructor	232,283	51,055	283,338
Hernandez, Carol	Dean Math, Sciences & Business	213,438	68,213	281,651
Nguyen, Dong	Senior Systems Analyst	195,283	82,760	278,043
Hersch, Tonya	Dean of Educ Success Programs	191,795	85,426	277,221
Crawford, Yashica	Instructor	214,102	56,217	270,319
Kelly, Ingrid	Instructor	210,151	57,648	267,799
Isozaki, Margaret	Director of Fiscal Services	190,838	71,974	262,812
Pasquel, Alicia	Instructor	191,537	71,125	262,662
Roderick, Irina	Instructor	197,053	63,651	260,704
Dunmire, Erik	Instructor	201,165	59,204	260,369
Christiansen, Klaus	Dir Facilities Pln & M&O	178,501	81,218	259,719
Coulson, Maria	Instructor	198,910	59,326	258,236
Cullen, Gina	Instructor	196,208	60,826	257,034
Hoffman, Jesse	Asst Dir M&O	178,150	74,865	253,015
Zabihi, Farhad	Instructor	197,181	53,405	250,586
Turner, Walter	Instructor	192,760	57,437	250,197
Harris, Nekoda	Exec. Dir HR	190,094	59,204	249,298
Farias, Isidro	Dir. Capital Projects	176,799	71,801	248,600

**MARIN COMMUNITY COLLEGE DISTRICT
2021-22 ACTUAL GROSS EARNINGS, EMPLOYER-PAID BENEFITS, AND TOTAL COMPENSATION
DESCENDING ORDER**

EMPLOYEE	JOB TITLE	GROSS EARNINGS (\$)	EMPLOYER-PAID BENEFITS (\$)	TOTAL COMPENSATION (\$)
Ruddle, Joanna	Instructor	183,690	63,453	247,143
Gonzalez, James	Instructor	185,622	59,604	245,226
Horinek, Jon	Dean of Enrollment Services	192,698	51,134	243,832
Klinger, Alisa	Instructor	193,235	50,138	243,373
Reetz, Becky	Director of EOPS CARE CalWorks	162,658	77,554	240,212
Crosby, Frank	Instructor	183,631	54,866	238,497
Byrne, Ryan	Dir SS - Kinesiology & Ath	176,799	61,582	238,381
Marozick, Jeffrey	Chief of Police/Dir. of Safety	185,754	51,835	237,589
Hildebrand, Carol	Dir of Comm Ed, LL, and Int Ed	183,414	53,884	237,298
Marmysz, John	Instructor	179,548	56,852	236,400
Pilloton, Anna	Dir School & Comm Partnerships	166,771	69,436	236,207
Martinisi, Michele	Instructor	179,101	56,825	235,926
Park, Jessica	Instructor	180,860	54,621	235,481
Osheroff, Aaron	Sr Database Administrator	167,180	68,219	235,399
Tipton, James	Instructor	179,429	55,580	235,009
Sulaiman Hara, Sadika	Dir SS - Activities & Advocacy	176,799	58,200	234,999
Gonzalez, Marco	Instructor	180,232	54,621	234,853
Carrera, Steve	Instructor	178,841	53,942	232,783
Sabia, Stormy	Dir SS - Stu Accessibility Svc	174,546	58,146	232,692
Lehua, Constance	Manager Employee & Labor Rel.	157,294	73,867	231,161
Calica, Corinna	Director of Child Dev & ECE	153,111	74,867	227,978
Serafin, Scott	Instructor	170,760	57,020	227,780
Agudelo-Silva, Fernando	Instructor	168,917	58,054	226,971
Moreno, Luz	Counselor	178,663	45,927	224,590
Early, Rinetta	Counselor	179,623	44,761	224,384

**MARIN COMMUNITY COLLEGE DISTRICT
2021-22 ACTUAL GROSS EARNINGS, EMPLOYER-PAID BENEFITS, AND TOTAL COMPENSATION
DESCENDING ORDER**

EMPLOYEE	JOB TITLE	GROSS EARNINGS (\$)	EMPLOYER-PAID BENEFITS (\$)	TOTAL COMPENSATION (\$)
Varona, Alina	Dean Workforce Dev & Career Ed	178,468	44,993	223,461
Schane, Burton	Senior Systems Analyst	171,128	52,195	223,323
Nguyen, Hien	Instructor	176,135	42,612	218,747
Indi, Ferhat	Systems Engineer	150,145	68,427	218,572
Kelly, Patrick	Instructor	163,429	54,069	217,498
Bagtas-Carmona, Emy	Asst. Dir Enrollment Services	143,698	71,685	215,383
Shafer, Holley	Dir Institu Effectiveness	144,949	70,352	215,301
Zaffran, Dan	Instructor	161,463	53,148	214,611
Rosenthal, Keith	Director of Advancement	144,643	66,353	210,996
Patel, Beth	Instructor	154,026	51,394	205,420
Morse, Lisa	Instructor	151,892	52,309	204,201
Michelangelo, Lori	Instructor	147,867	55,906	203,773
Wat, Timothy	Instructor	151,093	52,241	203,334
Pagani, Rossana	Instructor	159,222	43,524	202,746
Barker, Leslie	Senior Accountant	133,512	69,031	202,543
Mueller, Joseph	Instructor	149,743	52,694	202,437
Li, Christine	Instructor	148,732	53,303	202,035
Allen, Maula	Instructor	155,888	45,052	200,940
Rahman, Susan	Instructor	149,524	50,958	200,482
Seery, Patricia	FT NC Instructor	147,805	52,569	200,374
Ricciuti, Anna	Dir of College Svcs	132,415	67,350	199,765
Frye, Sarah	Librarian	155,426	43,396	198,822
Horton, Katheryn	Dir Workforce Programs	132,415	66,318	198,733
Kinka Ruiz, Devon	Mgr HR Academic Personnel	132,415	65,520	197,935
Daubenmire, Paul	Instructor	154,094	42,701	196,795

**MARIN COMMUNITY COLLEGE DISTRICT
2021-22 ACTUAL GROSS EARNINGS, EMPLOYER-PAID BENEFITS, AND TOTAL COMPENSATION
DESCENDING ORDER**

EMPLOYEE	JOB TITLE	GROSS EARNINGS (\$)	EMPLOYER-PAID BENEFITS (\$)	TOTAL COMPENSATION (\$)
Woodlief, Blaze	Instructor	142,270	53,865	196,135
Robinson, Karen	Counselor	143,985	51,874	195,859
Wells, Stephanie	Instructor	149,150	44,868	194,018
Bellisimo, Yolanda	Instructor	148,901	44,923	193,824
Greitzer, Michelle	Senior Accountant	127,694	64,832	192,526
Everitt, David	Instructor	138,883	53,444	192,327
Erdmann, John	Librarian	141,668	50,524	192,192
France, Patricia	Instructor	151,460	40,620	192,080
Stopher, James	Instructor	139,752	51,797	191,549
Golitzin, George	Instructor	141,090	50,327	191,417
Urena, Jose	Counselor	135,260	55,276	190,536
Berringer, Steven	Instructor	124,465	65,951	190,416
Mihal, Colleen	Instructor	140,713	49,647	190,360
Yohannes, Haile	Maintenance HVAC Mechanic	131,738	57,997	189,735
Newton, Steven	Instructor	147,746	41,479	189,225
Purcell, Shawn	Instructor	145,658	42,740	188,398
Barzegar, Naghmeh	Staff Accountant II	124,226	64,077	188,303
Passer, Joyce	Instructor	141,492	44,591	186,083
Coley, William	Counselor	131,835	52,800	184,635
Bright, Alicia	Dir Nursing	137,862	44,716	182,578
Wang, Andrea	Instructor	130,488	51,194	181,682
Klein, Rachel	Counselor	131,322	49,840	181,162
Ordin, Laurie	Instructor	138,981	41,973	180,954
Pomajulca, Cesar	Instructor	129,956	50,490	180,446
Christensen, Tina	Instructor	134,524	45,803	180,327

**MARIN COMMUNITY COLLEGE DISTRICT
2021-22 ACTUAL GROSS EARNINGS, EMPLOYER-PAID BENEFITS, AND TOTAL COMPENSATION
DESCENDING ORDER**

EMPLOYEE	JOB TITLE	GROSS EARNINGS (\$)	EMPLOYER-PAID BENEFITS (\$)	TOTAL COMPENSATION (\$)
Wood, Robyn	Temporary Faculty	130,341	48,911	179,252
Cottle, Windee	Instructor	125,823	52,027	177,850
Lee, Wendy	Tech Support Specialist I	116,313	60,241	176,554
Bohlke, Wende	Instructor	128,296	48,091	176,387
O'Keefe, Patricia	Instructor	124,584	51,770	176,354
Patterson, David	Librarian	146,628	29,690	176,318
Muller, Kevin	Instructor	124,539	51,199	175,738
Quick, Dayna	Instructor	127,068	47,709	174,777
Perrone, Kristin	Counselor	135,971	38,546	174,517
Cruz, Nicole	Director of Marketing & Comm.	112,054	62,112	174,166
Willet, Nancy	Instructor	134,352	39,800	174,152
Todorova, Elena	Instructor	124,078	46,532	170,610
Wilson, Derek	Instructor	121,973	48,492	170,465
Bonander, Barbara	Instructor	128,737	41,650	170,387
Jones, David	Instructor	131,650	38,386	170,036
Olmanson, Angela	Program Admin. Health Science	118,922	50,805	169,727
Howard, Matthew	Instructional Technology Super	118,395	51,184	169,579
Edwards, Shaquam	Instructor	130,975	38,357	169,332
Ruiz, Dustin	Police Officer	117,702	51,430	169,132
Escobar, Caitlin	Counselor	119,614	49,066	168,680
Chi, Brian	Network PC Telephone Tech	109,330	58,562	167,892
Fara, Nick	Instructor	120,552	47,266	167,818
Haber, John	Tech Support Specialist I	117,447	49,531	166,978
Arbona, Shaila	Counselor	116,589	50,020	166,609
Jones, Alexander	Instructor	116,364	50,242	166,606

**MARIN COMMUNITY COLLEGE DISTRICT
2021-22 ACTUAL GROSS EARNINGS, EMPLOYER-PAID BENEFITS, AND TOTAL COMPENSATION
DESCENDING ORDER**

EMPLOYEE	JOB TITLE	GROSS EARNINGS (\$)	EMPLOYER-PAID BENEFITS (\$)	TOTAL COMPENSATION (\$)
Musante, Danila	Counselor	125,204	40,841	166,045
Langeveld, Martinus	Police Officer	131,425	33,763	165,188
Suarez Maldonado, Alejandro	Instructional Support Analyst	104,897	60,115	165,012
Campbell, John	Mgr. Organic Farm & Garden	112,434	52,139	164,573
Finlayson, Luna	Counselor	116,952	47,299	164,251
Gardiner, David	Network PC Telephone Tech	112,678	50,355	163,033
Kreit, Cara	Instructor	135,489	27,331	162,820
Walsh, Wendy	Instructor	124,584	37,975	162,559
Gudmundsson, Jon	Tech Support Specialist I	112,346	49,073	161,419
Breakstone, Julie	Employment Services Coord.	101,899	58,970	160,869
Davis, Tami	Instructor	119,852	40,676	160,528
McKinnon, Sara	Instructor	123,288	37,222	160,510
Cheney, Paul	Instructor	111,108	48,956	160,064
Magallanes-Rivera, Alexandra	Counselor	118,355	41,577	159,932
Stewart, Paul	Police Officer	116,927	42,894	159,821
Tostenson, Lisa	Health Center Nurse	122,147	37,527	159,674
Bjorklund, Trevor	Instructor	109,956	48,975	158,931
Dannecker, Maritza	Senior Payroll Specialist	101,252	56,404	157,656
Lambert, Gabriel	Receiving Clerk	121,135	36,483	157,618
Hunter, Andrea	Enrollment Services Assoc III	100,755	56,467	157,222
Fragata, Marilou	Staff Accountant	100,519	56,525	157,044
Hulin, Patricia	Instructor	119,138	36,930	156,068
Haggitt, Brianna	Accountant	99,161	55,637	154,798
Dunn, Jason	Instructor	107,112	46,886	153,998
Ng, Matthew	Sr Instl Research Analyst	102,614	49,897	152,511

**MARIN COMMUNITY COLLEGE DISTRICT
2021-22 ACTUAL GROSS EARNINGS, EMPLOYER-PAID BENEFITS, AND TOTAL COMPENSATION
DESCENDING ORDER**

EMPLOYEE	JOB TITLE	GROSS EARNINGS (\$)	EMPLOYER-PAID BENEFITS (\$)	TOTAL COMPENSATION (\$)
Owen, Ron	Senior Benefits Analyst	102,576	49,730	152,306
Fox, Emily	Instructor	104,000	47,785	151,785
Yuan, Mengqi	Articulation & Curr. Anayst	96,431	55,221	151,652
Chung, Shook-Chu	Senior Creative/Lead Web Dsgr.	104,488	47,047	151,535
Longo, Gina	Admin Asst III	96,760	54,376	151,136
Kuhn, Kristi	Instructor	104,825	46,245	151,070
Namvar, Mina	Admin Asst III	94,746	54,264	149,010
Jacobs, Erin	Instructor	114,082	34,813	148,895
Huijon, Lilyana	COMPASS Coordinator	92,469	56,405	148,874
Lefkowitz, Saralyn	Instructor	99,876	48,601	148,477
Dodge, Margaret	Instructor	100,407	47,950	148,357
Schmidt, Sung Ji	Instructor	113,748	34,580	148,328
Lince, Stacey	Instructional Designer	92,469	55,766	148,235
Magee, Patrick	Technology Support Spec II	97,756	50,024	147,780
King, David	Instructor	103,028	44,549	147,577
Massion, Cheo	FT NC Instructor	113,756	33,658	147,414
Acker, Eileen	Admin Asst III	92,965	54,103	147,068
O'Donnelle, Dianne	Admin Asst III	92,965	54,103	147,068
Beal, Rebecca	Instructor	111,480	35,360	146,840
Antokhin, Kathleen	Workforce- Prog Coordinator	92,469	53,943	146,412
Terry, Linda	Payroll Specialist	101,915	44,443	146,358
Wong, Sally	Welcome Ctr & Orientation Coor	90,502	54,683	145,185
Wagner, Katherine	Instructor	104,298	40,748	145,046
Pensabene, Oksana	Tutoring/Learning Ctr. Coord.	92,612	52,428	145,040
Banks, Cecile	Enrollment Services Assoc II	90,682	53,366	144,048

**MARIN COMMUNITY COLLEGE DISTRICT
2021-22 ACTUAL GROSS EARNINGS, EMPLOYER-PAID BENEFITS, AND TOTAL COMPENSATION
DESCENDING ORDER**

EMPLOYEE	JOB TITLE	GROSS EARNINGS (\$)	EMPLOYER-PAID BENEFITS (\$)	TOTAL COMPENSATION (\$)
Peitz, Heather	Administrative Assistant III	90,835	53,182	144,017
Erlenheim, David	Buyer	98,444	45,042	143,486
Benet, Micol	Executive Assistant II	89,541	52,705	142,246
Aviles, Francisco	Accounting Specialist	89,164	52,876	142,040
Mahoney, David	Graphics Design Specialist	87,056	54,418	141,474
Martinez, Allyson	EOPS/CARE & CalWorks Coord.	93,647	46,895	140,542
Callahan, Shawna	Human Resources Technician II	85,849	54,028	139,877
Paulino, Joan	Enrollment Services Assoc II	86,253	53,596	139,849
Miller, Trine	Instructor	93,891	45,673	139,564
Zarrehparvar, Xenia	SAS Support Svcs. Coord	87,181	52,236	139,417
White, David	Designer Stage Technician	86,338	53,036	139,374
Borenstein, Bonnie	Instructor	99,492	39,766	139,258
Bacigalupi, Lindsay	Facility Rental Supervisor	94,058	45,124	139,182
Ramey, Byron	Counselor	104,928	34,113	139,041
Mercado Trujillo, Juan	COMPASS Coordinator	85,646	52,267	137,913
Villarreal, Seanna	Enrollment Services Assoc II	91,621	46,192	137,813
Barr, Maridel	Admin Asst III	84,380	53,046	137,426
Reyes, Ruby	Enrollment Services Assoc III	83,782	53,286	137,068
Perales, Teresa	Equity & Activities Prog Coord	92,469	43,131	135,600
Solis, Julian	Sch. & Comm. Partnr Prog Coord	92,469	43,111	135,580
McCoy, Robert	Instructor	98,546	36,432	134,978
Spease, Jennifer	Enrollment Services Assoc I	82,188	52,586	134,774
Smith, Shelley	Instructor	91,881	41,940	133,821
Minoia, Marco	College Police Services Asst	83,483	50,077	133,560
Hansen, Candice	Human Resources Technician II	88,001	45,178	133,179

**MARIN COMMUNITY COLLEGE DISTRICT
2021-22 ACTUAL GROSS EARNINGS, EMPLOYER-PAID BENEFITS, AND TOTAL COMPENSATION
DESCENDING ORDER**

EMPLOYEE	JOB TITLE	GROSS EARNINGS (\$)	EMPLOYER-PAID BENEFITS (\$)	TOTAL COMPENSATION (\$)
Rolston, Caitlin	Instructional Specialist	98,719	34,268	132,987
Scarcella, Joseph	Athletic Trainer	82,758	50,164	132,922
Dominguez, Paul	Lead Gardener	82,842	49,847	132,689
Klein, Jesse Jane	Executive Assistant I	82,053	50,203	132,256
Stevenson, Troy	Counselor	99,472	32,564	132,036
Teer, Joann	Enrollment Services Assoc II	91,889	39,477	131,366
Long, Lan-Ling	Library Technician II	81,064	50,203	131,267
Borisov, Olga	Administrative Asst II	81,197	49,875	131,072
Totapudi, Sofia	Prog Coord, Transfer & Career	80,786	50,096	130,882
Wilson, Paul	Maintenance Electrician	80,438	49,424	129,862
Marcum, Jeffrey	Maintenance Electrician	80,438	49,184	129,622
Dimopoulos, Eliana	Assistive Tech Specialist	87,443	40,826	128,269
Kuromiya, James	Inst Support Specialist	78,531	49,395	127,926
Marckwordt, Valerie	Comm Ed and Svcs Program Spec	78,342	49,384	127,726
Egert, David	Instructor	88,154	39,557	127,711
Barnett, Marixa	Enrollment Services Assoc III	76,618	50,707	127,325
Rudolph, Monica	Admin Asst II-Facility Rentals	76,254	50,643	126,897
Loegering, Tessa	Administrative Asst III	77,835	48,659	126,494
Perez, Alexio	Locksmith Carpenter	78,057	48,427	126,484
West, Walter	Temporary Faculty	96,814	29,436	126,250
Alvarado Wing, Katerinne	Human Resources Technician II	77,736	48,180	125,916
Grist, Gregory	Temporary Faculty	87,520	37,516	125,036
Perez, Chelsey	Administrative Asst II	76,219	47,380	123,599
Terhune, Jamine	Temporary Faculty	86,292	36,940	123,232
Rodrigues, Norbert	Maintenance Electrician Bond B	80,438	42,252	122,690

**MARIN COMMUNITY COLLEGE DISTRICT
2021-22 ACTUAL GROSS EARNINGS, EMPLOYER-PAID BENEFITS, AND TOTAL COMPENSATION
DESCENDING ORDER**

EMPLOYEE	JOB TITLE	GROSS EARNINGS (\$)	EMPLOYER-PAID BENEFITS (\$)	TOTAL COMPENSATION (\$)
Ostojic-Portello, Radica	Temporary Faculty	85,493	37,117	122,610
Nguyen, Thuy Trang	Library Technician 11	82,643	39,854	122,497
Pinckney, Joanna	Administrative Asst II	81,073	41,051	122,124
Mariano, Elnore	Evaluation Analyst	82,502	39,276	121,778
Cucchiara, Antonino	Instructor	84,782	36,844	121,626
Bauer, Katherine	Executive Assistant I	82,053	39,488	121,541
Gisle, Kirsten	Employment Services Coord.	91,928	29,048	120,976
Foulger, Kim	Administrative Asst II	73,444	47,002	120,446
Kerr, Grant	Instructor	90,269	30,110	120,379
McKnight, Sheila	Temporary Faculty	83,609	36,746	120,355
Shaw, Ellen	Accounting Technician	80,812	39,287	120,099
Gaffney, Keli	Accounting Specialist	80,293	39,606	119,899
Romo Padilla, Guadalupe	Administrative Asst II	80,119	38,920	119,039
Carroll, Sheldon	Evaluation Analyst	79,765	39,031	118,796
Johnson, Tammera	Administrative Asst II	69,984	48,571	118,555
Staffen, Russel	Maint. Carpenter - Bond B	76,350	40,896	117,246
Dormann, Roger	Graphics Design Specialist	78,211	38,433	116,644
Welch, Alison	International Student Advisor	77,795	38,389	116,184
Yim, Rebecca	Admin Asst III	77,491	38,297	115,788
Robinson, Mark	Laboratory Technician	77,461	38,227	115,688
Munoz Portillo, Erick	Temporary Faculty Instrl	87,069	28,603	115,672
Guillen, Hugo	Prog Cood EOPS Undoc Students	76,035	39,594	115,629
Lefkowitz, Carol	Temporary Faculty	87,490	28,131	115,621
Shrestha, Devendra	Accounting Technician	68,777	46,748	115,525
Palomino, Melanie	Admin Asst III	74,364	40,800	115,164

**MARIN COMMUNITY COLLEGE DISTRICT
2021-22 ACTUAL GROSS EARNINGS, EMPLOYER-PAID BENEFITS, AND TOTAL COMPENSATION
DESCENDING ORDER**

EMPLOYEE	JOB TITLE	GROSS EARNINGS (\$)	EMPLOYER-PAID BENEFITS (\$)	TOTAL COMPENSATION (\$)
Drake, Brandon	Prog Coord, Comm Programs	70,308	44,779	115,087
Shahi, Jessica	College Police Services Asst	69,010	45,013	114,023
So, Albert	Print Production Specialist	75,553	37,671	113,224
Koenig, Karen	Instructor	88,248	24,935	113,183
Dyer, Nequeshe	Administrative Asst II	67,178	45,696	112,874
Hayne, Katherine	Temporary Faculty	78,682	33,927	112,609
Zamora, Efrain	Maintenance Carpenter	72,231	40,373	112,604
Khazaeli Parsa, Poupak	Temporary Faculty	76,170	35,282	111,452
Crawford, Lester	Maintenance Carpenter	74,098	36,538	110,636
Sheofsky, Elizabeth	Instructional Specialist	85,066	25,073	110,139
Martinez, Manuel	Custodian	64,313	45,367	109,680
Smith, Rion	Instructional Specialist	73,383	35,660	109,043
Harbison, Jesse	Reprographics Mail Clerk	64,163	44,808	108,971
Klein, Michael	Reprographics Mail Clerk	64,163	44,808	108,971
McSween, Karen	Library Technician III	72,257	36,608	108,865
Yates, Jeffrey	Instructor	80,595	27,830	108,425
Cruz, Julio	Custodian	65,299	41,955	107,254
Good, Lesley	Laboratory Technician	68,240	38,900	107,140
Craig, Rodney	Gardener	63,200	43,930	107,130
Littlejohn, Francisco	Facilities Technician I	68,580	38,286	106,866
Holub, Karl	Library Technician II	68,207	38,635	106,842
Vaughan, Michele	Temporary Faculty	71,898	34,441	106,339
Atkinson, Justin	Instructional Specialist	62,788	43,167	105,955
De Young, Scott	Custodian	68,392	37,195	105,587
McBride, Christopher	Temporary Faculty	76,179	28,947	105,126

MARIN COMMUNITY COLLEGE DISTRICT
2021-22 ACTUAL GROSS EARNINGS, EMPLOYER-PAID BENEFITS, AND TOTAL COMPENSATION
DESCENDING ORDER

EMPLOYEE	JOB TITLE	GROSS EARNINGS (\$)	EMPLOYER-PAID BENEFITS (\$)	TOTAL COMPENSATION (\$)
Fonteno, Amber	Library Technician II	69,311	35,532	104,843
Cady, Jeffrey	Instrl Spec - College Skills	74,311	30,281	104,592
Diaz, Christopher	Maintenance Plumber	79,328	24,975	104,303
Witte, Irmgard	Administrative Asst II	72,451	31,446	103,897
Siar, Ahmad	Police Officer	80,550	23,233	103,783
Haag, Jon	Facilities Technician I	68,580	34,609	103,189
Servais, Lauren	Dean Arts and Humanities	74,847	28,310	103,157
Levin, Magdalena	Temporary Faculty	65,534	37,499	103,033
Wadsworth, William	Gardener	67,653	34,420	102,073
Rahman, Heather	Workforce Prog. Spclst	63,911	37,501	101,412
Sparrow, Neil	Lead Gardener Capital Proj	66,284	34,014	100,298
Diaz Marroquin, Abner	Custodian	58,097	42,115	100,212
Jackson, Kahea	Admin Asst II Child Ctr/ECE	65,263	34,219	99,482
Applegate, Monica	Pool Maintenance Worker IVC	57,007	41,548	98,555
Freschl, Carl	Temporary Faculty Instrl	73,957	24,420	98,377
Smith, Michael	Custodian	56,087	41,663	97,750
Oropeza, Miguel	Temporary Faculty	75,156	22,181	97,337
Gutierrez, Derry	Childrens Center Site Supv	61,650	35,590	97,240
Manento, Daudi	Laboratory Technician	63,213	33,689	96,902
Gill, Clark	Pool Maintenance Worker	55,224	41,362	96,586
Brown, Teresa	Administrative Asst I	62,566	33,383	95,949
Montoya Olivares, Ricardo	Custodian	54,841	40,502	95,343
Amundson, Lauren	Laboratory Technician Biology	61,900	33,303	95,203
Barthelemy, Lance	Instructional Specialist	73,671	21,373	95,044
Garretson, Patrick	Student Success Specialist	62,446	32,447	94,893

**MARIN COMMUNITY COLLEGE DISTRICT
2021-22 ACTUAL GROSS EARNINGS, EMPLOYER-PAID BENEFITS, AND TOTAL COMPENSATION
DESCENDING ORDER**

EMPLOYEE	JOB TITLE	GROSS EARNINGS (\$)	EMPLOYER-PAID BENEFITS (\$)	TOTAL COMPENSATION (\$)
Kang, Manjit	Hourly	64,209	30,503	94,712
Gapinski, Thelina	Lead Gardener - Organic Farm	59,020	35,287	94,307
Bogran Raymundo, Rolando	Gardener	53,921	40,201	94,122
Keener, Margarita	Custodian	52,982	40,673	93,655
Santos, Ricardo	Athletic PE Ed Equip Manager	60,167	32,151	92,318
Leung, Christine	Instructor	67,389	24,695	92,084
Larre, Christelle	Custodian	55,286	36,750	92,036
Perez, Ramiro	Custodian	57,044	34,757	91,801
Diaz de Lopez, Ecxa Roxana	Custodian	49,897	41,667	91,564
Sedie, Theo	Accounting Specialist	61,137	30,270	91,407
Biggart, Maureen	Childrens Center Site Supv	65,650	25,577	91,227
D'Agostino, Lisa	Temporary Faculty	69,266	21,915	91,181
Herrera, Henry	Custodian	50,866	39,949	90,815
Jones, Rhonda	Executive Assistant I	65,040	24,867	89,907
Ortiz Badillo, Deivys	Custodian	50,971	38,934	89,905
Schaefer, Emily	Hourly	72,788	16,904	89,692
Bui, Xuan	Custodian	57,663	31,229	88,892
Carlisle, Dorian	Administrative Asst II	52,409	35,374	87,783
Finley, Cynthia	Temporary Faculty	65,534	21,400	86,934
Peraza, Emma	Custodian	48,176	38,683	86,859
Alvarez Gonzalez, Jose	Custodian	46,833	40,019	86,852
Chia, Mia	Instructor	68,076	18,686	86,762
Williams, Jeannine	Temporary Faculty	64,556	22,140	86,696
Tejeda, Judith	Custodian	47,986	38,623	86,609
Uhalde, Sebastien	Gardener	46,750	39,155	85,905

**MARIN COMMUNITY COLLEGE DISTRICT
2021-22 ACTUAL GROSS EARNINGS, EMPLOYER-PAID BENEFITS, AND TOTAL COMPENSATION
DESCENDING ORDER**

EMPLOYEE	JOB TITLE	GROSS EARNINGS (\$)	EMPLOYER-PAID BENEFITS (\$)	TOTAL COMPENSATION (\$)
Cruz Viera, Mercedes	Custodian	53,126	32,559	85,685
Miller, Julie	Temporary Faculty	57,588	27,951	85,539
Aguiar, Geoffrey	Hourly	42,300	43,176	85,476
Lea, Kelsey	Laboratory Technician, Chem	54,860	29,802	84,662
Goldberg, Georgia	Temporary Faculty	74,033	10,547	84,580
Morin, Thomas	Temporary Faculty	62,035	21,644	83,679
Gray, Maria	Temporary Faculty	54,326	29,158	83,484
Stubbs, Stephanie	Temporary Faculty	76,294	6,838	83,132
Rodriguez, Juan	Receiving Clerk	51,737	29,464	81,201
Haikins-Appiah, Nigel	COMPASS Coordinator	57,154	23,067	80,221
Smith, Gregory	Instructional Specialist	52,160	27,903	80,063
Gough, Daniel	Temporary Faculty Instrl	59,010	21,049	80,059
Arrick, Janet	Temporary Faculty	51,201	28,543	79,744
Morales-Orozco, Helen	Children Center Teacher	42,750	36,831	79,581
Schiff, Cynthia	Temporary Faculty	66,210	13,032	79,242
Ziedrich, Cheryl	Temporary Faculty	58,801	20,075	78,876
Smith, Victor	Temporary Faculty	55,253	23,417	78,670
Hammarback, Teresa	Instructor	59,515	18,829	78,344
Gloistein, Barbara	Temporary Faculty	54,873	23,383	78,256
Walker, Santon	Instructional Specialist	53,562	24,367	77,929
Opong Mensah, Kofi	Temporary Faculty	57,502	19,819	77,321
Solis Orduna, Bruno	Custodian	48,941	27,795	76,736
Lee, Emma	Enrollment Services Assoc I	49,546	27,080	76,626
Sywulak, Daria	Temporary Faculty	49,500	26,359	75,859
Rosas-Sanchez, Aneissa	Temporary Faculty Non-Instrl	69,532	6,232	75,764

**MARIN COMMUNITY COLLEGE DISTRICT
2021-22 ACTUAL GROSS EARNINGS, EMPLOYER-PAID BENEFITS, AND TOTAL COMPENSATION
DESCENDING ORDER**

EMPLOYEE	JOB TITLE	GROSS EARNINGS (\$)	EMPLOYER-PAID BENEFITS (\$)	TOTAL COMPENSATION (\$)
Malouf, Janeatte	Children Center Teacher	42,750	31,849	74,599
Russell, Marian	Hourly	52,994	21,366	74,360
Harshberger, Christopher	Gardener	47,041	27,111	74,152
Ortiz, Yvonne	Temporary Faculty	47,847	26,034	73,881
Reilly, Sheila	Temporary Faculty	67,684	6,067	73,751
Loewen, Amy	Temporary Faculty	47,216	25,885	73,101
Amidei, Kathleen	Temporary Faculty	66,957	6,001	72,958
Ziemer, Andrew	Temporary Faculty Instrl	33,333	39,361	72,694
Vasquez, Lisa	Temporary Faculty	59,662	12,650	72,312
Van Dorn, Eric	Temporary Faculty	53,710	18,138	71,848
Hunter, Carrie	Temporary Faculty	51,693	19,497	71,190
Gamal, Arif	Temporary Faculty	59,315	11,675	70,990
Wood, Scott	Temporary Faculty	59,070	11,373	70,443
Warren, Deborah	Instructional Specialist	45,611	24,728	70,339
Cairns, Michael	Hourly	45,276	24,357	69,633
Buquen, Kenny	Temporary Faculty	50,950	18,530	69,480
Africa, Erin	Instructor	50,318	18,973	69,291
Lara, Ismael	Temporary Faculty	57,785	11,374	69,159
Bertuol-Okun, Sueli	Temporary Faculty Instrl	48,127	20,905	69,032
O'Connor, Brian	Temporary Faculty	39,814	28,178	67,992
Piccioni, Richard	Temporary Faculty	56,258	11,073	67,331
Goodwin, Ross	Temporary Faculty	56,075	11,037	67,112
Robertson, Noel	Temporary Faculty	46,002	20,739	66,741
Coss, Craig	Temporary Faculty	61,129	5,479	66,608
Abellera, Lisa	Admin Asst III	49,659	16,033	65,692

**MARIN COMMUNITY COLLEGE DISTRICT
2021-22 ACTUAL GROSS EARNINGS, EMPLOYER-PAID BENEFITS, AND TOTAL COMPENSATION
DESCENDING ORDER**

EMPLOYEE	JOB TITLE	GROSS EARNINGS (\$)	EMPLOYER-PAID BENEFITS (\$)	TOTAL COMPENSATION (\$)
Doermann, Elisabeth	Temporary Faculty	47,492	17,849	65,341
Krempez, Ronald	Temporary Faculty	59,936	5,372	65,308
Hemphill, Pamela	Hourly	57,793	5,180	62,973
Tercero Lopez, Luis	Instructional Specialist Math	42,631	20,258	62,889
Humphreys, Richard	Temporary Faculty	43,589	17,081	60,670
Prince, Kuniko	Temporary Faculty	49,844	9,811	59,655
Mark, Julie	Hourly	54,312	4,868	59,180
Rollins, Corina	Temporary Faculty	35,315	23,567	58,882
Subramanian, N	Temporary Faculty	57,173	1,580	58,753
Barnett, Nicole	Temporary Faculty	48,579	9,562	58,141
Hui, Julie	Temporary Faculty	41,190	16,609	57,799
Kostyrko, Jacek	Temporary Faculty	51,089	6,334	57,423
McGee, Padraig	Temporary Faculty	40,033	16,381	56,414
Forsyth, Susan	Temporary Faculty	47,147	9,026	56,173
West, Brittney	Stipend - UDWC/CTE COA	45,801	8,239	54,040
Rosell, Pamela	Temporary Faculty Instrl	36,831	15,751	52,582
Fredrick, Dario	Temporary Faculty	40,415	12,123	52,538
Patlolla, Sandhyarani	Temporary Faculty	47,794	4,284	52,078
Anderegg, Sarah	Executive Assistant I	30,042	21,852	51,894
Mayo, Ruth	DSPS Program Technician	34,466	16,957	51,423
Negus, Sean	Temporary Faculty Instrl	42,850	8,434	51,284
Willits, Ronald	Temporary Faculty	42,726	8,156	50,882
Siegenthaler, Connie	Admin Asst III	33,190	17,641	50,831
Schwartz, Carol	DSPS Specialist	37,809	12,914	50,723
Werlin, Rebecca	Temporary Faculty	46,309	4,151	50,460

**MARIN COMMUNITY COLLEGE DISTRICT
2021-22 ACTUAL GROSS EARNINGS, EMPLOYER-PAID BENEFITS, AND TOTAL COMPENSATION
DESCENDING ORDER**

EMPLOYEE	JOB TITLE	GROSS EARNINGS (\$)	EMPLOYER-PAID BENEFITS (\$)	TOTAL COMPENSATION (\$)
Bruce, Erik	Temporary Faculty	45,373	4,067	49,440
Essick, Edward	Temporary Faculty	47,842	1,322	49,164
Johnson, Sarah	Temporary Faculty	42,043	6,620	48,663
Buckley, Bo	Health Services Assistant	35,360	12,378	47,738
Comings, Willard	Temporary Faculty	43,797	3,926	47,723
Kelly, Alex	Temporary Faculty	43,077	3,861	46,938
Young, Brian	Laboratory Technician	34,086	11,098	45,184
Contini, Victor	Temporary Faculty	37,737	7,428	45,165
Numaguchi, Vivian	Hourly	33,389	11,498	44,887
Hernandez, Barbara	Instructional Specialist	36,639	7,117	43,756
Russell, LyRyan	MOU LSP/Coaches Stipend - O/S	36,566	6,713	43,279
Beattie, Kyle	Temporary Faculty	67,583	(25,375)	42,208
Cooper, Laura	Hourly	27,290	13,872	41,162
Kas-Osoka, Joshua	UPM/Off-cycle payment	34,234	6,738	40,972
Scofield, Alan	Temporary Faculty	34,197	6,731	40,928
Wanzo, Benjamin	Temporary Faculty Instrl	37,551	3,366	40,917
Brown-Carson, Jamelia	Temporary Faculty	34,063	6,705	40,768
Davison, Jeanette	Instructional Specialist	30,571	9,966	40,537
Christman, Robert	Enrollment Services Assoc II	26,462	14,043	40,505
Satariano, Jenifer	Accounting Technician	22,980	17,267	40,247
Privitt, Karen	Temporary Faculty	29,390	10,502	39,892
Dailey, Karol	Custodial Services Supervisor	23,790	15,787	39,577
Effat, Amir	Temporary Faculty Instrl	34,725	3,112	37,837
Durfee, Melinda	Program Coordinator, Facility	24,252	13,474	37,726
Chinn, Jett	Temporary Faculty	23,485	14,100	37,585

**MARIN COMMUNITY COLLEGE DISTRICT
2021-22 ACTUAL GROSS EARNINGS, EMPLOYER-PAID BENEFITS, AND TOTAL COMPENSATION
DESCENDING ORDER**

EMPLOYEE	JOB TITLE	GROSS EARNINGS (\$)	EMPLOYER-PAID BENEFITS (\$)	TOTAL COMPENSATION (\$)
Smith, Paul	Temporary Faculty	36,540	1,010	37,550
Padron, Thomas	Temporary Faculty	34,429	3,086	37,515
Saldana, Tristan	Temporary Faculty	31,071	6,116	37,187
Culbertson, Mark	Temporary Faculty Instrl	30,139	5,932	36,071
Ovetz, Robert	Temporary Faculty	30,108	5,799	35,907
Petrovsky, John	Temporary Faculty	34,920	965	35,885
Linnard-Palmer, Luanne	UPM/Off-cycle payment	31,863	2,856	34,719
Imazumi, Sandra	Laboratory Technician/Museum	31,575	2,956	34,531
Johnson, Phyllis	Temporary Faculty	28,386	5,587	33,973
Abbott Brady, Strawda	Temporary Faculty Instrl	27,750	5,462	33,212
James, Patience	Enrollment Services Assoc II	22,211	10,968	33,179
Brady, Stephen	Temporary Faculty	27,369	4,696	32,065
Jacamo, Alexander	Admin Asst II	23,258	7,620	30,878
Mahmoud, Eiman	Temporary Faculty	27,844	2,496	30,340
da Silva, Paul	Board of Trustee	5,439	24,590	30,029
Marshall, Mary	Testing Technician	27,468	2,462	29,930
Ward, Hakeem	Temporary Faculty Instrl	25,086	4,747	29,833
Kranenburg, Philip	Board of Trustee	4,986	24,771	29,757
Shaw, Brianna	Temporary Faculty	24,828	4,887	29,715
Kent, Matthew	Student Conduct Officer	22,297	7,395	29,692
Spediacci, Anthony	Police Officer	26,450	3,233	29,683
Kunis, Kathleen	Hourly	27,154	2,434	29,588
Kimelman, Noreen	AA III Vacancy Replacement	27,138	2,432	29,570
Olson, Janis	Instructional Specialist	26,429	3,104	29,533
Villanueva, Edward	Temporary Faculty	24,586	4,839	29,425

**MARIN COMMUNITY COLLEGE DISTRICT
2021-22 ACTUAL GROSS EARNINGS, EMPLOYER-PAID BENEFITS, AND TOTAL COMPENSATION
DESCENDING ORDER**

EMPLOYEE	JOB TITLE	GROSS EARNINGS (\$)	EMPLOYER-PAID BENEFITS (\$)	TOTAL COMPENSATION (\$)
Lipson, Rebecca	Temporary Faculty	26,858	2,407	29,265
Schwappach, Lisa	Temporary Faculty	24,303	4,783	29,086
O'Brien, Stephanie	Board of Trustee	5,439	23,269	28,708
Livie, Ian	Temporary Faculty	25,490	3,099	28,589
Arasnia, Sheherazade	Admin Asst III CES	19,256	9,011	28,267
Goodale, Jayme	Temporary Faculty	23,405	4,607	28,012
Wiltey, Ana Flavia	Instructional Specialist	25,415	2,479	27,894
Skolnick, David	Temporary Faculty	23,226	4,571	27,797
Timpane, Shannon	Health Services Assistant	24,750	3,030	27,780
Blusseau, Francoise	Temporary Faculty	22,709	4,470	27,179
Chavez Rodriguez, Luis	Temporary Faculty Instrl	24,884	2,230	27,114
Koorhan, Margaret	Temporary Faculty	26,236	725	26,961
Reinhard, Holly	Temporary Faculty Instrl	22,520	4,433	26,953
Jupe, Kimberly	Temporary Faculty Instrl	26,150	723	26,873
Del Grande, David	Temporary Faculty	22,410	4,411	26,821
Banos, Robert	Temporary Faculty	25,879	715	26,594
Requenes, Tania Nathali	Hourly	22,128	4,355	26,483
Lopez Gutierrez, Gloria	Temporary Faculty	25,650	709	26,359
Lee, Sea	Temporary Faculty	21,915	4,314	26,229
Arrigo, Michael	Temporary Faculty Instrl	24,797	685	25,482
Fletcher, Sandra	Temporary Faculty	23,209	2,080	25,289
Brown, Roosevelt	Hourly	23,200	2,079	25,279
Sethre, Ian	Temporary Faculty Instrl	20,886	4,111	24,997
Paul, Jeffrey	Accompianst	22,536	2,119	24,655
Rocky, Alice	Temporary Faculty	23,655	654	24,309

**MARIN COMMUNITY COLLEGE DISTRICT
2021-22 ACTUAL GROSS EARNINGS, EMPLOYER-PAID BENEFITS, AND TOTAL COMPENSATION
DESCENDING ORDER**

EMPLOYEE	JOB TITLE	GROSS EARNINGS (\$)	EMPLOYER-PAID BENEFITS (\$)	TOTAL COMPENSATION (\$)
Nelson, Lori	Hourly	19,951	3,927	23,878
Barrall, Mark	Temporary Faculty	21,778	1,952	23,730
Dautch, Leif	Temporary Faculty Instrl	20,243	3,384	23,627
Murillo, Shirley	Temporary Faculty	27,424	(3,946)	23,478
Fiandaca, Anastasia	Temporary Faculty	20,413	2,710	23,123
Treanor, Wanden	Board of Trustee	5,439	17,354	22,793
Conti, Diana	Board of Trustee	5,439	17,339	22,778
Long, Eva	Board of Trustee	5,439	17,339	22,778
Mortimer, Cheryl	Temporary Faculty	18,666	3,674	22,340
Nordin, Sarah	Temporary Faculty Instrl	18,666	3,674	22,340
De Longh, Kyle	Instructional Assistant	20,314	2,002	22,316
Kreuzer, Susanne	Temporary Faculty	18,451	3,632	22,083
Strickland, JoAnne	Temporary Faculty Instrl	18,370	3,616	21,986
Rossi, Aviva	Temporary Faculty Instrl	18,066	3,556	21,622
Mohammed, Michael	Temporary Faculty Instrl	19,742	1,770	21,512
Jessell, Lori	Temporary Faculty	17,911	3,526	21,437
Oxford, Ronald	Temporary Faculty Non-Instrl	18,888	2,503	21,391
Mielke, Arthur	Temporary Faculty Instrl	19,360	1,735	21,095
DeMartino, Sophia	Laboratory Technician	19,262	1,799	21,061
Alaniz, Michele	Temporary Faculty Non-Instrl	17,508	3,446	20,954
Wilson, Samantha	Temporary Faculty Instrl	19,215	1,722	20,937
Blank, Juliette	Counselor	16,964	3,876	20,840
Brannon, Shirleigh	Temporary Faculty	20,240	559	20,799
Deines, Mark	Instructional Assistant	18,949	1,816	20,765
Widger, Daniel	Hourly	19,375	535	19,910

**MARIN COMMUNITY COLLEGE DISTRICT
2021-22 ACTUAL GROSS EARNINGS, EMPLOYER-PAID BENEFITS, AND TOTAL COMPENSATION
DESCENDING ORDER**

EMPLOYEE	JOB TITLE	GROSS EARNINGS (\$)	EMPLOYER-PAID BENEFITS (\$)	TOTAL COMPENSATION (\$)
Stahl-Haven, Gina	Temporary Faculty	16,617	3,271	19,888
Beadle, Carole	Temporary Faculty	16,547	3,257	19,804
Gunnarson, John	Temporary Faculty Instrl	18,157	1,627	19,784
Katayama, Allison	Temporary Faculty Instrl	17,971	1,611	19,582
Knickerbocker Rabbe, Katherine	Hourly	17,659	1,583	19,242
Crow, Suzanne	Board of Trustee	5,439	13,699	19,138
De Leon Hernandez, Marina	Work Study	18,660	152	18,812
Brookshire, Guy	Temporary Faculty	15,580	3,067	18,647
Murphy, Roseanne	CES Instructor - Hrly Faculty	17,021	1,526	18,547
Bartone, Lauren	Temporary Faculty Instrl	15,493	3,050	18,543
Mwikisa Kelly, Tabo	Temporary Faculty Instrl	17,959	496	18,455
Kerow, Chahmal	Temporary Faculty Instrl	16,829	1,508	18,337
Lombardi, David	Temporary Faculty Instrl	17,787	491	18,278
Coronado, Victor	Temporary Faculty Instrl	17,140	474	17,614
Canady-Williams, Kim	Instructional Specialist	15,862	1,539	17,401
Oliver, Lia	Hourly	16,672	461	17,133
Brooks, Ellen	Temporary Faculty Instrl	15,705	1,408	17,113
Stavig, Victoria	Hourly	15,520	1,391	16,911
Madril, Edwardo	Temporary Faculty	15,372	1,378	16,750
Joyner, Kathleen	Executive Assistant II	-	16,728	16,728
Peck, Jeffery	Retiree Non Instructional	-	16,728	16,728
Stubbs, Gregory	Temporary Faculty	15,174	1,360	16,534
Darawsha, Khaoula	Work Study	16,182	132	16,314
Martinez, Danae	Hourly	13,919	2,231	16,150
Killam, Paul	Temporary Faculty	14,776	1,324	16,100

MARIN COMMUNITY COLLEGE DISTRICT
2021-22 ACTUAL GROSS EARNINGS, EMPLOYER-PAID BENEFITS, AND TOTAL COMPENSATION
DESCENDING ORDER

EMPLOYEE	JOB TITLE	GROSS EARNINGS (\$)	EMPLOYER-PAID BENEFITS (\$)	TOTAL COMPENSATION (\$)
Carnahan, Casey	Temporary Faculty	14,333	1,744	16,077
Bigeagle, Norman	Temporary Faculty	15,497	428	15,925
Graves, Tyler	UPM/Off-cycle payment	14,377	1,289	15,666
Federle, Barbara	Hourly	12,153	3,338	15,491
Abouaf, Jeffrey	Temporary Faculty	14,166	1,270	15,436
Smyth, Trevor	Hourly	14,150	1,268	15,418
Katz, Ariel	Temporary Faculty Instrl	12,546	2,470	15,016
Southard, Rowena	Temporary Faculty	11,354	3,619	14,973
Johnson, Pamela	Temporary Faculty Instrl	13,975	961	14,936
Carlson, Cheryl	Comm Ed and Svcs Program Spec	-	14,868	14,868
Ornelas, Ivan	Temporary Faculty Instrl	12,254	2,412	14,666
Sobieski, Grace	Temporary Faculty Instrl	12,208	2,403	14,611
Creel, Melody	Retiree Non Instructional	-	14,311	14,311
Alatriste, Irving	Hourly	13,973	114	14,087
Strobel, Jeanine	Hourly	12,785	1,146	13,931
Pantenkova, Svetlana	Hourly	12,780	1,145	13,925
Adams, John	Police Lieutenant	17,225	(3,311)	13,914
Sklove, Brett	Temporary Faculty	12,338	1,511	13,849
Anderson-Zafir, Dawud	Work Study	13,671	111	13,782
Mills, Katie	Research and Planning Analyst	8,266	5,483	13,749
Wiebers, Deborah	Retiree Non Instructional	-	13,618	13,618
Chang, Yungching	Temporary Faculty	12,444	1,115	13,559
Ghannam, Sarah	Hourly	13,395	109	13,504
Mercado Trujillo, Maria	Prog Coord, Basic Needs	11,947	1,546	13,493
Douglass, Sandra	Temporary Faculty	13,050	361	13,411

MARIN COMMUNITY COLLEGE DISTRICT
2021-22 ACTUAL GROSS EARNINGS, EMPLOYER-PAID BENEFITS, AND TOTAL COMPENSATION
DESCENDING ORDER

EMPLOYEE	JOB TITLE	GROSS EARNINGS (\$)	EMPLOYER-PAID BENEFITS (\$)	TOTAL COMPENSATION (\$)
Manuel, Mallory	Temporary Faculty Instrl	12,254	1,098	13,352
Jarrell, Boyd	Temporary Faculty	7,974	5,243	13,217
Drisdell, Lucas	Instructional Specialist	10,984	2,092	13,076
Newcome, Erica	Temporary Faculty Non-Instrl	11,961	1,072	13,033
McQuilkin, William	Tech Asst Farm	11,904	1,067	12,971
Edmondson, Chris	Retiree Non Instructional	-	12,750	12,750
Lamke, Victoria	Retiree Non Instructional	-	12,750	12,750
Tachihara, Sandra	Hourly	-	12,750	12,750
Mulla, Bushra	Hourly	11,664	1,045	12,709
Johnson, Linda	Hourly	11,625	1,042	12,667
Munoz, Jacob	On-Site Event Coordinator	11,609	1,041	12,650
Dutton, Caroline	Temporary Faculty	10,454	2,058	12,512
McConnel, John	Temporary Faculty Instrl	11,354	1,018	12,372
Karel, Ellen	Temporary Faculty Instrl	11,201	1,004	12,205
Shimizu, Masako	Temporary Faculty Instrl	10,341	1,845	12,186
Gillies, Milo	Department Assistant	12,005	98	12,103
Yan, Tao	Work Study	12,000	98	12,098
Sims, Tyler	Hourly	11,486	317	11,803
Monroy Ramirez, Berenice	Administrative Assistant II	7,099	4,510	11,609
Yaghmaei, Solmaz	Work Study	11,475	93	11,568
Archila Castillo, Darwin	Hourly	11,355	92	11,447
Brown, Noah	Work Study	11,325	92	11,417
Mullen, Laura	Hourly	11,286	92	11,378
Sharei, Niku	Hourly	10,243	918	11,161
Reyes, Oliver	Work Study	11,048	90	11,138

**MARIN COMMUNITY COLLEGE DISTRICT
2021-22 ACTUAL GROSS EARNINGS, EMPLOYER-PAID BENEFITS, AND TOTAL COMPENSATION
DESCENDING ORDER**

EMPLOYEE	JOB TITLE	GROSS EARNINGS (\$)	EMPLOYER-PAID BENEFITS (\$)	TOTAL COMPENSATION (\$)
McEvoy, Charles	Temp Instrl/NC (no EPAF)	10,112	906	11,018
Bawden, Douglas	Temporary Faculty	9,189	1,809	10,998
Hayman, Ildiko	Hourly	9,873	885	10,758
Christensen, Anders	Hourly	9,783	877	10,660
Patterson, Scott	Temporary Faculty Instrl	9,559	857	10,416
Wenck-Reilly, Brennan	Temporary Faculty	8,651	1,703	10,354
Garrett, Grace	Department Assistant	10,118	82	10,200
Winrow, Birdie	Temporary Faculty Instrl	8,516	1,676	10,192
Abreu, Jade	Work Study	9,990	81	10,071
Centolella, Thomas	Temporary Faculty	9,207	825	10,032
Garretson, Candice	Retiree Non Instructional	-	9,974	9,974
Vavrek, Karl	Temporary Faculty Instrl	9,106	816	9,922
Glazier, Jennifer	Temporary Faculty Instrl	8,210	1,616	9,826
Muthui, Muingo	Temporary Faculty Non-Instrl	8,170	1,608	9,778
Rocha Rivera, Melvin	ESL Technology Support	9,225	441	9,666
Thompson, Rose	Retiree Non Instructional	-	9,642	9,642
Lopez Tecun, Lurdes	Ambassador	9,458	77	9,535
Noriega Romero, Leticia	Custodial Short-Term Hrly Sub	8,733	783	9,516
Indart, Loretta	Retiree Non Instructional	-	9,380	9,380
Do, Christopher	MAPS MENTOR	9,225	75	9,300
Richard, Laura	Temporary Faculty Instrl	7,741	1,524	9,265
Bham, Fatima	MAPS Peer Mentor	9,158	74	9,232
Gamshad, Mohsen	Temporary Faculty Instrl	8,308	745	9,053
Wang, Zihao	Department Assistant	8,925	73	8,998
Day, Christopher	Hourly	8,870	72	8,942

**MARIN COMMUNITY COLLEGE DISTRICT
2021-22 ACTUAL GROSS EARNINGS, EMPLOYER-PAID BENEFITS, AND TOTAL COMPENSATION
DESCENDING ORDER**

EMPLOYEE	JOB TITLE	GROSS EARNINGS (\$)	EMPLOYER-PAID BENEFITS (\$)	TOTAL COMPENSATION (\$)
Jackson, Dahmitra	Dept. Asst.	8,073	724	8,797
Moynier, Sara	Temporary Faculty Instrl	7,280	1,433	8,713
Badias Flota, Ayanna	MAPS MENTOR	8,543	69	8,612
Romero, Daniel	On-Site Event Coordinator	7,886	707	8,593
Ariano, Vaughan	Temporary Faculty	7,871	706	8,577
Mueller, Faye	Instr Spec College Skills Sub	7,865	705	8,570
Marin, Roberto	Hourly	8,447	69	8,516
Martinez, Emanuel	Work Study	8,415	68	8,483
Lopez Tizol, Irma	Department Assistant	8,325	68	8,393
Castillo, Nathan	Lab Tech FA-Sculpture	6,339	1,993	8,332
Wilson, Benjamin	Hourly	7,601	681	8,282
Tsark, Tami	CES Instructor - Hrly Faculty	7,570	678	8,248
Scranton, Diana	Temporary Faculty	7,542	676	8,218
Molineaux, Jeanette	Temporary Faculty Instrl	7,028	1,145	8,173
Appleton, Carolyn	Retiree Non Instructional	-	8,146	8,146
Appleton, Guy	Retiree Non Instructional	-	8,146	8,146
Egbert, Roger	Retiree Non Instructional	-	8,146	8,146
Ventura-Rafaella, Irving	Assistant Coach	7,452	668	8,120
Garrett, Steven	Lead Gardener-Cap. Projects	7,433	666	8,099
Jestadt, Jesse	Instructional Specialist	6,374	1,526	7,900
Muldowney, Claudette	Retiree Non Instructional	-	7,822	7,822
Zeller, Brent	CES Instructor - Hrly Faculty	6,740	604	7,344
Alcazar, Amanda	Work Study	7,080	58	7,138
Rowe, Gabriele	Work Study	7,001	57	7,058
Hug, Elizabeth	CES Instructor - Hrly Faculty	6,382	572	6,954

MARIN COMMUNITY COLLEGE DISTRICT
2021-22 ACTUAL GROSS EARNINGS, EMPLOYER-PAID BENEFITS, AND TOTAL COMPENSATION
DESCENDING ORDER

EMPLOYEE	JOB TITLE	GROSS EARNINGS (\$)	EMPLOYER-PAID BENEFITS (\$)	TOTAL COMPENSATION (\$)
Rivera, Eloise	Temporary Faculty	6,677	185	6,862
McGoon, Patricia	Hourly	5,724	1,127	6,851
Meadow, Kelly	Temporary Faculty Non-Instrl	5,510	1,084	6,594
Meade, Martha	Temporary Faculty	5,763	517	6,280
Hernandez, Monique	AA II Sub/Lv Replacement	5,556	498	6,054
Eller, Thomas	Temporary Faculty Instrl	5,873	162	6,035
Calagias, Nicholas	Department Assistant	5,955	48	6,003
Quigley, Sarah	Assistant Coach	5,490	492	5,982
Camara Pech, Juan	Work Study	5,905	48	5,953
Rumsey, Nancy	CES Instructor - Temp access	5,788	160	5,948
Tsao, Christa	MAPS MENTOR	5,846	48	5,894
Jimenez Martinez, Guadalupe	FDIP Intern	5,400	484	5,884
Tanenberg, Lonnie	Hourly	5,391	483	5,874
Guerra, Anthony	Hourly	5,742	47	5,789
Nguyen, Nguyet	Prof Expert	5,288	474	5,762
Tamayo, Juan	FDIP Intern	5,025	450	5,475
Brown, Steven	Retiree Non Instructional	-	5,402	5,402
Olsen, Vivian	Administrative Asst II	-	5,402	5,402
Ehrlich, Marcus	FDIP Intern	4,950	444	5,394
Norman, Sophia	FDIP Intern	4,890	438	5,328
Merriwether, Christian	Vac Repl Kin/Ath Ops Spec	4,873	437	5,310
Anderson, Shaylah	FDIP Intern	4,830	433	5,263
Stewart, Susan	Temporary Faculty	4,762	427	5,189
Willson, Robert	Temporary Faculty Instrl	4,317	850	5,167
Mata, Cindy	Hourly	5,067	41	5,108

**MARIN COMMUNITY COLLEGE DISTRICT
2021-22 ACTUAL GROSS EARNINGS, EMPLOYER-PAID BENEFITS, AND TOTAL COMPENSATION
DESCENDING ORDER**

EMPLOYEE	JOB TITLE	GROSS EARNINGS (\$)	EMPLOYER-PAID BENEFITS (\$)	TOTAL COMPENSATION (\$)
Cooney, Ryan	Hourly	4,635	415	5,050
Covarrubias Pina, Silvia	Work Study	4,988	41	5,029
Lubic, Timothy	Temporary Faculty Non-Instrl	3,982	1,031	5,013
Lack, Larry	CES Instructor - Hrly Faculty	4,556	408	4,964
Larocca, David	Retiree Non Instructional	-	4,953	4,953
Unterberger, Richard	Temporary Faculty	4,388	393	4,781
Kim, Shinna	FDIP Intern	4,200	376	4,576
Rothbart, George	Temporary Faculty Instrl	4,110	368	4,478
Barnett, Sharon	CES Instructor - Hrly Faculty	4,103	368	4,471
Cohn, Julie	Temporary Faculty	4,103	368	4,471
Sunder, Prateek	Work Study	4,428	36	4,464
Bartlett, Wendy	Hourly	4,023	361	4,384
Siu-Masset, Reva	Ambassador	4,200	34	4,234
Seybold, Michael	Temporary Faculty Instrl	3,860	346	4,206
Cowderoy, Susan	Temporary Faculty Instrl	3,794	340	4,134
Deleon, Keiry	AMBASSADOR	3,998	33	4,031
Chable-Sasiu, Joshua	Department Assistant	3,923	32	3,955
Barr-Vickers, Claudia	Temporary Faculty	3,720	207	3,927
Ferro, Samantha	Department Assistant	3,878	32	3,910
Torres, Mandy	Hourly	3,492	313	3,805
Lyons, Anton	FDIP Intern	3,465	311	3,776
Lebas, Anne-Marie	Temporary Faculty	3,338	299	3,637
Burns, Owen	MAPS Peer Mentor	3,600	29	3,629
Davila, Fernanda	Hourly	3,503	28	3,531
Mulla, Mariya	Tutor	3,402	28	3,430

**MARIN COMMUNITY COLLEGE DISTRICT
2021-22 ACTUAL GROSS EARNINGS, EMPLOYER-PAID BENEFITS, AND TOTAL COMPENSATION
DESCENDING ORDER**

EMPLOYEE	JOB TITLE	GROSS EARNINGS (\$)	EMPLOYER-PAID BENEFITS (\$)	TOTAL COMPENSATION (\$)
Guevara, Maribel	FDIP Intern	3,120	280	3,400
Lopez-Alfonzo, Erika	FDIP Intern	3,285	91	3,376
Mutunga, Nancy	MAPS Peer Mentor	3,334	27	3,361
Nemo, Tiffany	Dept Asst	3,045	273	3,318
Bailliere, Alexandra	Temporary Faculty	3,028	271	3,299
Ramirez, Mark	Department Assistant	3,270	27	3,297
Bondarenko, Denis	Assistant Coach	3,006	269	3,275
Kesler, Mary	Admin Asst III	2,467	805	3,272
Lopez Tizol, Shenya	Department Assistant	3,218	26	3,244
Holden, Walter	Temporary Faculty Instrl	2,700	532	3,232
Thaler, Reid	Temporary Faculty	2,961	265	3,226
Castro Carbajal, Alicia	PUENTE Peer Mentor	3,090	25	3,115
Piccinini, Odaiclet	Tutor	3,069	25	3,094
Irish, Tamara	Hourly	2,835	254	3,089
Winship, Cynthia	Hourly	2,984	82	3,066
Emami, Hamid	CES Instructor - Hrly Faculty	2,800	251	3,051
Harkins, Erika	Temporary Faculty	2,800	251	3,051
Mazariegos, Nelson	MAPS Peer Mentor	3,015	25	3,040
Eisner, Jesse	Work Study	2,955	24	2,979
Escobar, Linette	UPM/Off-cycle payment	2,403	473	2,876
Evans, Mackenzie	Work Study	2,813	23	2,836
Govrin, Dvora	Temporary Faculty	2,591	232	2,823
Kudler, Jacqueline	Temporary Faculty	2,584	232	2,816
Nicolas, Jenna	Work Study	2,784	23	2,807
Whitaker, Terrell	Custodian	2,093	675	2,768

**MARIN COMMUNITY COLLEGE DISTRICT
2021-22 ACTUAL GROSS EARNINGS, EMPLOYER-PAID BENEFITS, AND TOTAL COMPENSATION
DESCENDING ORDER**

EMPLOYEE	JOB TITLE	GROSS EARNINGS (\$)	EMPLOYER-PAID BENEFITS (\$)	TOTAL COMPENSATION (\$)
Melendez, Evelyn	Department Assistant	2,730	22	2,752
Zaets, Georgy	Work Study	2,718	22	2,740
Valasek, Alexander	Assistant Coach	2,286	205	2,491
Di Benedetto, Luz	Temporary Faculty	2,200	197	2,397
Marinko, Vicki	Hourly	2,178	195	2,373
Carrera, Taylor	Lead Lifeguard	2,142	192	2,334
Lushtak, Anna	Dept Asst	2,268	18	2,286
Davis, Olivia	Tutor	2,254	18	2,272
Rosas, Cynthia	Hourly	2,198	18	2,216
Burchard, Peter	Hourly	1,954	175	2,129
Vogt, Mary	Temporary Faculty	1,938	174	2,112
Mogannam, Laura	CES Instructor - Contract Edu.	1,924	172	2,096
Price, Emma	MAPS Peer Mentor	2,055	17	2,072
Rogoff, Marianne	CES Instructor/Hourly	1,857	166	2,023
Bencich, Lawrence	CES Instructor - Hrly Faculty	1,856	166	2,022
Keiser, Shaun	Temporary Faculty Instrl	1,686	332	2,018
Cook, Kaitlynn	Lifeguard	1,786	160	1,946
Bestmartini, Elizabeth	Temporary Faculty	1,758	158	1,916
Duchamp, Carol	Temporary Faculty	1,758	158	1,916
Johnson, Nancy	CES Instructor - Hrly Faculty	1,758	158	1,916
Camacho Barajas, Ana	MAPS Peer Mentor	1,845	15	1,860
Jakobsen, Heidi	CES Instructor - Hrly Faculty	1,697	152	1,849
Yokell, June	CES Instructor - Hrly Faculty	1,612	144	1,756
Aguilar, Lindsay	Department Assistant	1,695	14	1,709
Clark, Natalie	CES Instructor - Faculty Hrly	1,563	140	1,703

**MARIN COMMUNITY COLLEGE DISTRICT
2021-22 ACTUAL GROSS EARNINGS, EMPLOYER-PAID BENEFITS, AND TOTAL COMPENSATION
DESCENDING ORDER**

EMPLOYEE	JOB TITLE	GROSS EARNINGS (\$)	EMPLOYER-PAID BENEFITS (\$)	TOTAL COMPENSATION (\$)
Dreskin, Wendy	CES Instructor - Hrly Faculty	1,563	140	1,703
Andel, Regan	Hourly	1,620	45	1,665
Bala, Deepa	CES Instructor - Hrly Faculty	1,465	131	1,596
dell'Avo Ruttimann, Pierina	CES Instructor - Hrly Faculty	1,439	129	1,568
Sadava, Dana	Temporary Faculty Instrl	1,409	126	1,535
Boatright, Alisa	Hourly	1,503	12	1,515
Woodruff-Madeira, Maxwell	Tutor	1,496	12	1,508
Brown, Kyle	Tutor	1,485	12	1,497
Wolfson, Sandra	CES Instructor - Hrly Faculty	1,373	123	1,496
Beraldi, Alessandra	Temporary Faculty	1,292	116	1,408
Hamburger Russell, Kathryn	CES Instructor - Hrly Faculty	1,292	116	1,408
Kratoville, Timothy	CES Instructor - Hrly Faculty	1,292	116	1,408
De Almeida Pereira, Amanda	Outreach Ambassador	1,373	11	1,384
Barr, James	Retiree Non Instructional	-	1,363	1,363
Flandreau, Tara	Temporary Faculty	-	1,363	1,363
Lusk, Alexis	Department Assistant I	1,335	11	1,346
Claros, Victoria	Department Assistant	1,324	11	1,335
Cruz, Lineli	PUENTE Peer Mentor	1,313	11	1,324
Abe, Helen	Temporary Faculty	1,184	106	1,290
Yoshihara, Juniper	Student Board of Trustee	1,133	102	1,235
Bauman, Marcia	Temporary Faculty	1,131	101	1,232
Engler, Merri	Hourly	1,111	100	1,211
Camacho Oviedo, Freddy	Work Study	1,200	10	1,210
Hajinian, Talin	CES Instructor - Faculty Hrly	1,077	97	1,174
Rolston, Katherine	Temporary Faculty	1,026	92	1,118

**MARIN COMMUNITY COLLEGE DISTRICT
2021-22 ACTUAL GROSS EARNINGS, EMPLOYER-PAID BENEFITS, AND TOTAL COMPENSATION
DESCENDING ORDER**

EMPLOYEE	JOB TITLE	GROSS EARNINGS (\$)	EMPLOYER-PAID BENEFITS (\$)	TOTAL COMPENSATION (\$)
Campbell, Janet	CES Instructor - Faculty Hrly	908	81	989
Borges Da Costa, Matheus	Lifeguard	979	8	987
Shapiro, Samantha	Embedded Tutor	953	8	961
Escalante, Erica	Kinesiology & Athl. Oper. Spec	843	76	919
Mcevoy, Sara	Department Assistant	908	7	915
Moore, Christopher	CES Instructor - Hrly Faculty	806	72	878
Neal, Emma	Tutor	870	7	877
Shields, Justin	Department Assistant	848	7	855
Meecham, William	Temporary Faculty	781	70	851
McInnes, Nancy	Temporary Faculty	754	68	822
Zerbe, Vaughan	Hourly	750	67	817
Hurley, John	Hourly	740	66	806
Jones, Suzanne	Substitute - NC ESL/Integrated	740	66	806
Jucker, Stephanie	Temporary Faculty	733	66	799
Nikkel, Deborah	CES Instructor - Hrly Faculty	700	63	763
Draheim, Teliha	CES Instructor - Hrly Faculty	673	60	733
Diaz Rodas, Sherlyn	Summer Bridge Ambassador	720	6	726
Ortiz Saravia, Giovanni	Hourly	720	6	726
McClendon, Dosh	Substitute - CES	659	59	718
Thiele, Michael	CES Instructor - Hrly Faculty	646	58	704
Huinac Paxtor, Chabeli	Lifeguard	675	5	680
Lopez, Blanca	Work Study	648	5	653
Kasai, Emily	Tutor	638	5	643
Freeman, Jennifer	CES Instructor - Hrly Faculty	586	53	639
Hockinson, Elizabeth	CES Instructor - Hrly Faculty	538	48	586

**MARIN COMMUNITY COLLEGE DISTRICT
2021-22 ACTUAL GROSS EARNINGS, EMPLOYER-PAID BENEFITS, AND TOTAL COMPENSATION
DESCENDING ORDER**

EMPLOYEE	JOB TITLE	GROSS EARNINGS (\$)	EMPLOYER-PAID BENEFITS (\$)	TOTAL COMPENSATION (\$)
Yezman, Nicole	CES Instructor - Hrly Faculty	538	48	586
Flett, Mary	CES Instructor - Hrly	531	48	579
Linnell, Megan	Department Aid	555	5	560
Sereno, Prartho	CES Instructor - Hrly Faculty	485	43	528
Hatfield, Miho	Hourly	477	43	520
Boutet, Elise	Hourly	482	13	495
Torous, Jane	CES Instructor - Hrly Faculty	450	40	490
Houghton, Laurel	CES Instructor - Hrly Faculty	440	39	479
Mitchell, Curtis	Tutor Math Lab	465	4	469
Duff, William	CES Instructor - Hrly	423	38	461
Hoiland, Richard	CES Instructor - Hrly Faculty	404	36	440
Lavagetto, Lisa	Hourly	400	36	436
Brown, Xavier	Assistant Coach	396	35	431
Stockmann, Kevin	Substitute - CES	391	35	426
Gallegos, Renee	Temporary Faculty	377	34	411
Parker, Kendra	Embedded Tutor	405	3	408
Sukoski, Martha	Temporary Faculty	370	33	403
Tanner Mack, Sandra	Substitute for Dance	296	58	354
Binnings, Celeste	Temporary Faculty	293	26	319
Bruvry, Patricia	CES Instructor - Hrly Faculty	293	26	319
Perez Martinez, Martha	Department Assistant	300	2	302
Trujillo, Andrew	Assistant Coach	270	7	277
Gostlin, Malo	Hourly	252	2	254
Clifford, Patricia	Temporary Faculty	220	20	240
Schwartz, Maureen	CES Instructor - Hrly Faculty	215	19	234

**MARIN COMMUNITY COLLEGE DISTRICT
2021-22 ACTUAL GROSS EARNINGS, EMPLOYER-PAID BENEFITS, AND TOTAL COMPENSATION
DESCENDING ORDER**

EMPLOYEE	JOB TITLE	GROSS EARNINGS (\$)	EMPLOYER-PAID BENEFITS (\$)	TOTAL COMPENSATION (\$)
Vasquez, Marisol	Work Study	180	1	181
Nardo, Maryann	Temporary Faculty	162	14	176
Nguyen, Mydung	Hourly	144	13	157
Nicosia, Ellen	CES Instructor - Hrly Faculty	135	12	147
Danberg, Anne	Temporary Faculty	122	11	133
Lansing, Ira	Retiree Instructional	-	118	118
Gonzalez - Hernandez, Jessica	Hourly	90	2	92
Bryant, Julian	UMOJA Peer Mentor	60	-	60
Crome, Matthew	Tutor	60	-	60

**MARIN COMMUNITY COLLEGE DISTRICT
ADOPTION BUDGET 2022-2023**

E. Average FY 2021-2022 Employer Benefit Rates

AVERAGE EMPLOYER BENEFIT RATES AS A PERCENTAGE OF TOTAL EMPLOYEE EARNINGS BY EMPLOYEE GROUP:

EMPLOYEE GROUP	CSEA Staff	SEIU Staff	SEIU (Police)	Permanent Faculty	Children Center Faculty	Temporary Faculty	Confidential Staff	Supervisory Staff	Mgmt., Academic	Mgmt., Classified	Supt. / Pres.	Grand Total
SOCIAL SECURITY	5.93%	6.13%	0.00%	0.22%	1.24%	1.69%	6.17%	5.32%	1.80%	4.59%	0.00%	2.71%
MEDICARE	1.43%	1.43%	1.44%	1.43%	1.44%	1.45%	1.44%	1.43%	1.41%	1.43%	1.48%	1.43%
STATE UNEMPLOYMENT INS.	0.50%	0.50%	0.50%	0.50%	0.50%	0.50%	0.50%	0.50%	0.50%	0.50%	0.50%	0.50%
WORKER'S COMP. INS.	0.81%	0.81%	0.81%	0.81%	0.81%	0.81%	0.81%	0.81%	0.81%	0.81%	0.81%	0.81%
CALSTRS	0.48%	0.00%	0.00%	15.12%	12.61%	10.53%	0.00%	2.25%	9.82%	0.82%	12.30%	8.10%
CALPERS	20.86%	21.84%	13.37%	0.68%	4.20%	-0.57%	21.67%	19.43%	7.45%	19.29%	0.00%	9.00%
HEALTH & WELFARE	21.39%	28.91%	16.55%	14.66%	40.22%	10.52%	24.92%	20.75%	13.84%	13.76%	6.95%	16.72%
TOTAL	51.40%	59.62%	32.67%	33.42%	61.02%	24.93%	55.51%	50.49%	35.63%	41.20%	22.04%	39.27%

**MARIN COMMUNITY COLLEGE DISTRICT
ADOPTION BUDGET 2022-2023**

F. DICTIONARY OF ACCOUNTING AND BUDGETING TERMS

Academic Employee

A district employee who is required to meet minimum academic standards as a condition of employment. Note that this could be an academic administrator – see Educational Administrator, below.

Account Code

A sequence of numbers and/or letters assigned to general ledger accounts to classify transactions by fund, object, activity, etc.

Accounts Payable

Amounts due and owing **to** persons, business firms, governmental units or others for goods and services not yet paid.

Accounts Receivable

Amounts due and owing **from** persons, business firms, governmental units or others for goods and services provided, but not yet collected.

Accrual Basis

The method of accounting that calls for recognizing revenue/gains and expenses/losses in the accounting period in which the transactions occur regardless of the timing of the related cash flows. (Contrast with cash basis.)

Activity

A set of institutional functions or operations related to an academic discipline or a grouping of services.

Actuarial Basis

A basis used in computing the amount of contributions to be made periodically to a fund or account so that the total contributions plus the compounded earnings will equal the required payments to be made out of the fund.

MARIN COMMUNITY COLLEGE DISTRICT ADOPTION BUDGET 2022-2023

Administrator

For the purpose of Education Code Section 84362, “Administrator” means any employee in a position having significant responsibilities for formulating district policies or administering district programs. Note that there are academic and classified administrators/managers.

Adoption Budget

The district budget that is approved by the board in August, after the state allocation is determined.

Allocation

Division or distribution of resources according to a predetermined plan.

Annual Appropriation Limit (Gann Limit)

In California, all governmental jurisdictions, including community college districts, must compute an annual appropriation limit based on the amount in prior years adjusted for changes in population, cost-of-living, and other factors, if applicable (Article XIII-B of the State Constitution). Calculated on CCSF 311 report.

Appropriation

An allocation of budgetary funds made by a governing board for specific purposes and limited as to the time period in which it may be expended.

Apportionment

Federal, state or local monies distributed to college districts or other governmental units according to legislative and regulatory formulas.

MARIN COMMUNITY COLLEGE DISTRICT ADOPTION BUDGET 2022-2023

Apportionment – Advance

In July (or whenever a budget is enacted), CDE and the Chancellor’s Office determine monthly allocations to districts from July through January based on the “advance.” The advance is based on prior-year funding levels adjusted by the estimated statewide change in K–12 average daily attendance (ADA)/CCC enrollment growth, any applicable COLA, local property tax estimates, and CCC fee revenue estimates.

Apportionment – First Principal (P-1)

In February, CDE and the Chancellor’s Office use actual ADA and enrollment information from the fall, as well as revised property tax estimates, to recalculate monthly payments for each district. These revised estimates, known as the “first principal apportionment” (or P–1), are used to make payments from February through May.

Apportionment – Second Principal (P-2)

The “second principal apportionment” (or P–2) uses revised attendance/enrollment information up to April 15 and is used for the June payment for each district.

Assessed Value

The value of land, homes or businesses set by the county assessor for property tax purposes. Assessed value is either the appraised value of any newly built or purchased property or the value on March 1, 1975 of continuously owned property, plus an annual increase. This increase is tied to the California Consumer Price Index but may not exceed 2 percent per year.

Assessment Districts

A geographical area—much like a school, water or college district—created by residents to pay for special projects, such as capital improvement programs.

Asset Management

Managing assets, such as excess district property or facilities, to reduce costs or generate revenue. Common examples are golf driving ranges and leased property for private development.

MARIN COMMUNITY COLLEGE DISTRICT ADOPTION BUDGET 2022-2023

Attendance Accounting

Apportionment is based on student attendance accounting mechanisms which can be calculated in a variety of ways, including Weekly Student Contact Hours, Daily Student Contact Hours and Actual Hours of Attendance (Positive Attendance). More details can be found in the Chancellor's Office Student Attendance Accounting Manual.

Audit

An examination of financial statements and related documents, records, and accounts for the purpose of determining the propriety of transactions, whether transactions are recorded properly and whether statements drawn from accounts reflect an accurate picture of financial operations and financial status. Audits may also include reviews of compliance with applicable laws and regulations, economy and efficiency of operations and effectiveness in achieving program results. The general focus of the annual audit conducted on the district is usually on financial statements and compliance with certain regulations.

Audit Report

The report prepared by an external or independent auditor. As a rule, the report includes: a) a statement of the scope of the audit; b) explanatory comments (if any) concerning exceptions by the auditor as to application of generally accepted auditing standards; c) opinions; d) explanatory comments (if any) concerning verification procedures; e) financial statements and schedules; and f) statistical tables, supplementary comments, and recommendations.

Auditor's Opinion

A statement signed by an external or independent auditor which states that she or he has examined the financial statements of the entity in accordance with generally accepted auditing standards (with exceptions, if any) and expresses an opinion on the financial position and results of operations of some or all of the constituent funds and balanced account groups.

Auxiliary Operations. Service activities of the college, the finances of which must be accounted for separately. Food service, bookstores, dormitories, and certain types of foundations are examples of auxiliary operations. These will appear as separate funds (rather than the general fund) in budget documents.

MARIN COMMUNITY COLLEGE DISTRICT ADOPTION BUDGET 2022-2023

Average Daily Attendance

The unit that was used as the basis for computation of support for California Community Colleges until July 1, 1991. One requirement of State law is that the regular college day must be maintained not less than three hours per day, per five-day college week, for thirty-five weeks (175 days times three hours per day equals 525 hours = 1 ADA). The unit now used for computation of support is Full-Time Equivalent Student (FTES).

Balance Sheet

A basic financial statement that shows assets, liabilities, and equity of an entity as of a specific date, in accordance with GAAP.

Base Year

A year to which comparisons are made when projecting a specific condition.

Basic Aid Districts

There are a few districts in which the property tax revenues generated in the district are equal to or greater than the state allocation amount generated through the state apportionment formula. They receive the amount of the revenue generated from local property tax and fee revenues, and are known as “basic aid districts.” There are a handful of basic aid districts, and MCCD is one of these. Basic aid status sometimes exempts such districts from other Title 5 provisions or penalties.

Block Grant

A fixed sum of money, not linked to enrollment measures, provided to a college district by the state. Now a component of the new SB 361 budget formula.

Bonds

Investment securities (encumbrances) sold by a district through a financial firm for the purpose of raising funds for various capital expenditures. A written promise to pay a specified sum of money, called the face value, at a specified date or dates in the future, called the maturity date(s), together with periodic interest at a specified rate.

MARIN COMMUNITY COLLEGE DISTRICT ADOPTION BUDGET 2022-2023

Bonded Debt Limit

The maximum amount of bonded debt for which a community college may legally obligate itself. The total amount of bonds issued cannot exceed a stipulated percent of the assessed valuation of the district.

Budget

A plan of financial operation for a given period for specific purposes consisting of an estimate of proposed income and expenditures.

Budget Document

A written statement translating the educational plan or programs into costs, usually for one future fiscal year, and estimating income by sources to meet these costs.

Budget Act

The legislative vehicle for the State's appropriations. The Constitution requires that it be passed by a two-thirds vote of each house and sent to the Governor by June 15 each year. The governor may reduce or delete, but not increase, individual items.

Budget Change Proposals (BCPs). Documents developed by the Chancellor and provided to the Governor to request changes and increases in the amount of money the state provides to community colleges.

Capital Outlay

The acquisition of or additions to fixed assets, including land or existing buildings, improvements of grounds, construction of buildings, additions to buildings, remodeling of buildings, or equipment.

Cash

An asset account reflecting currency, checks, money orders, bank deposits, and banker's drafts either on hand or on deposit with an official or agent designated as custodian of cash. Any restrictions or limitations as to the use of cash must be indicated.

Cash Basis

Method of accounting in which income and expenditures are recorded only when cash is actually received or disbursed.

MARIN COMMUNITY COLLEGE DISTRICT ADOPTION BUDGET 2022-2023

Categorical Funds

Also called restricted funds, these are monies that can only be spent for the designated purpose. Examples: funding to serve students with disabilities (DSPS) or the economically disadvantaged, low-income (EOPS), scheduled maintenance, and instructional equipment. They are often exempt from certain requirements, for example, the Basic Skills Initiative funds are exempt from the 50% law calculations.

CCFS

The form number/name/acronym of a variety of financial status reports in the California Community College system – such as 311 for annual financial report, 311Q for quarterly reports and 320 for enrollment.

CDE

California Department of Education.

Census and Census Week

The number of students enrolled in a full semester course on the Monday of census week, which is the third week of a full semester or 20% of the course. Apportionment funding is based on enrollment at census week rather than beginning or ending enrollment.

Compensated Absences

Absences, such as vacation, illness and holidays, for which it is expected employees will be paid. The term does not encompass severance or termination pay, postretirement benefits, deferred compensation or other long-term fringe benefits, such as group insurance and long-term disability pay.

Consumer Price Index (CPI)

A measure of the cost of living compiled by the United States Bureau of Labor Statistics. These indices of inflation are calculated regularly for the United States, California, some regions within California, and selected cities. The CPI is one of several measures of economic stability or change.

MARIN COMMUNITY COLLEGE DISTRICT ADOPTION BUDGET 2022-2023

Contingencies Fund (also Undistributed Reserve)

That portion of the current fiscal year's budget not appropriated for any specific purpose and held subject to transfer to other specific appropriations as needed during the fiscal year.

Cost of Living Adjustments (COLA)

An increase in funding for revenue limits or categorical programs tied to increases in the cost of living. Current law ties COLAs to indices of inflation, although different amounts may be appropriated by the legislature.

Current Expense of Education

A term used to refer to the unrestricted general fund expenditures of a community college district in Objects of Expenditure 1000 through 5000, and 6400 for activity codes 0100 through 6700. Excluded from the current expense of education are expenditures for student transportation, food services, community services, lease agreements for plant and equipment, and other costs specified in law and regulations. Amounts expended from state lottery proceeds are also excluded. (EC sections 84362, Title 5 CCR sections 59200 et seq. This is used in the calculations for the 50% law.

Deficit

The excess of liabilities over assets or the excess of expenditures or expenses over revenues during an accounting period. Deficit Factor. One common method for reducing funding allocations to districts in times of budgetary shortfalls or reductions is known as a deficit factor whereby each district receives only a percentage of the originally allocated funds.

Designated Income

Income received for a specific purpose.

Disabled Student Programs & Services (DSPS)

Categorical or restricted funds designated to provide services that integrate disabled students into the general college program.

MARIN COMMUNITY COLLEGE DISTRICT ADOPTION BUDGET 2022-2023

Education Code

The body of law that regulates education in California. Other laws that affect colleges are found in the Government Code, Public Contracts Code, Penal Code and others. Available online at <https://leginfo.legislature.ca.gov/>.

Employee Benefits

Amounts paid by an employer on behalf of employees. Examples are group health or life insurance payments, contributions to employee retirement, district share of O.A.S.D.I. (Social Security) taxes, and worker's compensation insurance payments. These amounts are over and above the gross salary. While not paid directly to employees, they are a part of the total cost of employees.

Educational Administrator

Education Code Section 87002 and California Code of Regulations Section 53402(c) define "educational administrator" as an administrator who is employed in an academic position designated by the governing board of the district as having direct responsibility for supervising the operation of or formulating policy regarding the instructional or student services program of the college or district. Educational administrators include, but are not limited to, chancellors, presidents, and other supervisory or management employees designated by the governing board as educational administrators.

Educational Master Plan

Title 5, Sections 55402-55404 require that each community college district submit an educational master plan for each college and the districts as a whole. The plan addresses the educational objectives and future plans for transfer, occupational, continuing education, and developmental programs. It includes enrollment projections and related needs for ancillary services. Encumbered Funds. Obligations in the form of purchase orders, contracts, salaries, and other commitments for which part of an appropriation is reserved.

Ending Balance

A sum of money available in the district's account at year end after subtracting accounts payable from accounts receivable or the difference between assets and liabilities at the end of the year.

MARIN COMMUNITY COLLEGE DISTRICT ADOPTION BUDGET 2022-2023

Enterprise Funds

Used to account for operations when the governing board has decided either that the total cost of providing goods and services on a continuing basis is financed or recovered primarily through user charges; or that the periodic determination of revenues earned, expenses incurred, and/or net income is appropriate for capital maintenance, public policy, management control, accountability, or other purposes. Examples include bookstore and food services funds.

Equipment

Tangible property with a purchase price of at least \$200 and a useful life of more than one year, other than land or buildings and improvements thereon. (See the Budget and Accounting Manual for current dollar limits).

Estimated Income

Expected receipt or accruals of monies from revenue or non-revenue sources (abatements, loan receipts) during a given period.

Expenditures

Amounts disbursed for all purposes. Accounts kept on an accrual basis include all charges whether paid or not. Accounts kept on a cash basis include only actual cash disbursements.

Expense of Education

This includes all General Fund expenditures, restricted and unrestricted, for all objects of expenditure 1000 through 5000 and all expenditures of activity from 0100 through 6700. See Current Expense of Education.

Extended Opportunity Programs and Services (EOPS)

Categorical funds designated for supplemental services for disadvantaged students.

Faculty Obligation Number (FON)

The annual figure provided to each district by the Chancellor's Office for the number of full-time credit faculty positions required to comply with "75/25" goals.

MARIN COMMUNITY COLLEGE DISTRICT ADOPTION BUDGET 2022-2023

FCMAT

Fiscal Crisis and Management Assistance Team, a non-profit organization that provides fiscal advice, management assistance, training and other related educational business services.

Fee

A charge to students for services related to their education. The System Office annually publishes a list of mandated, authorized and prohibited fees.

Fifty-Percent Law (50 % Law)

The “50 Percent Law”, as defined in Education Code Section 84362 and California Code of Regulations Section 59200 et seq., requires California Community College districts to spend each fiscal year 50% of the current expense of education for payment of salaries of classroom instructors. The intent of the statute is to limit class size and contain the relative growth of administrative and non-instructional costs. The Annual Financial and Budget Report (CCFS-311) includes actual data on the district’s current expense of education and compliance with the 50% Law.

Fiscal Year

Twelve calendar months; for governmental agencies in California, it begins July 1 and ends June 30. Some special projects have a fiscal year beginning October 1 and ending September 30, which is consistent with the federal government’s fiscal year.

Foundation

A separate entity created by the districts as an auxiliary organization and/or 501(c)3 to receive, raise and manage funds from private sources.

Fixed Assets

Long-lived tangible assets having continuing value such as land, buildings, machinery, furniture, and equipment.

MARIN COMMUNITY COLLEGE DISTRICT ADOPTION BUDGET 2022-2023

Fixed Costs

Costs of providing goods and services that do not vary proportionately to enrollment or to the volume of goods or services provided (e.g., insurance and contributions to retirement systems).

Full-Time Equivalent (FTE) Employees

Ratio of the hours worked based upon the standard work hours of one full-time employee. For example, classified employees may have a standard work load of 40 hours per week, if several classified employees worked 380 hours in one week, the FTE conversion would be 380/40 or 9.5 FTE. FTEF may be used to refer to faculty positions.

Full-Time Equivalent Students (FTES)

An FTES represents 525 class (contact) hours of student instruction/activity in credit and noncredit courses, generally 15 semester credit hours. Full-time equivalent student (FTES) is the workload measure used to compute state funding for California Community Colleges.

Fund

An independent fiscal and accounting entity with a self-balanced set of accounts for recording cash and other financial resources, together with all related liabilities and residual equities or balances, and changes therein.

Fund Balance

The difference between assets and liabilities in a fund. The fund balance is measured at a specific point in time and represents the balance from a prior specific point in time, plus revenues received during the intervening time period, minus expenditures made during the same time period.

GAAP (Generally Accepted Accounting Principles) and GAAS (Generally Accepted Audit Standards)

Uniform minimum standards and guidelines for financial accounting and reporting.

MARIN COMMUNITY COLLEGE DISTRICT ADOPTION BUDGET 2022-2023

Gann Limitation

A ceiling on each year's appropriations supported by tax dollars. The limit applies to all governmental entities, including school districts. The base year was 1978-79. The amount is adjusted each year, based on a price index and the growth of the student population.

General Fund

The fund used to account for the ordinary operations of the district. It is available for any legally authorized purpose not specified for payment by other funds.

General Obligation Bonds (GO Bonds)

Debt instruments issued by districts (or other state or local public governmental bodies) to raise funds for public works and capital expenditures. These bonds are backed by the taxing and borrowing power of the entity that issues them.

General Reserve

An account to record the reserve budgeted to provide operating cash in the succeeding fiscal year until taxes and state funds become available.

Governmental Accounting

The composite activity of analyzing, recording, summarizing, reporting, and interpreting the financial transactions of a governmental entity.

Governmental Accounting Standards Board (GASB)

The national authoritative accounting and financial reporting standard-setting body for governmental entities.

Governor's Budget

The Governor proposes a budget for the state each January, which is revised in May (the May Revise) in accordance with updated revenue projections.

**MARIN COMMUNITY COLLEGE DISTRICT
ADOPTION BUDGET 2022-2023**

Grants

Contributions or gifts of cash or other assets from a government or private organization to be used for a specified purpose, activity or facility.

Headcount

Represents an unduplicated count of students enrolled in at least one credit course.

Indirect Expenses or Costs

The elements of cost necessary in the production of a good or service that are not directly traceable to the product or service. Usually these costs relate to expenditures that are not an integral part of the finished product or service, such as rent, heat, light, supplies, management and supervision.

Internal Control Structure

An organization plan in which employees' duties are arranged and records and procedures are designated to provide a self-checking system, thereby enhancing accounting control over assets, liabilities, income, and expenditures. Under such a system the employees' work is subdivided so that no one employee performs a complete cycle of operations.

Invoice

An itemized statement of charges from the vendor to the purchaser for merchandise sold or services rendered.

Lease Revenue Bonds

Bonds secured by a lease agreement and rental payments. Community colleges use lease revenue bonds to finance construction or purchase of facilities.

Levy

The imposition of taxes, special assessments, or service charges for the support of governmental activities; the total amount of taxes, special assessments, or service charges imposed by a governmental unit.

MARIN COMMUNITY COLLEGE DISTRICT ADOPTION BUDGET 2022-2023

Long-term debt

A loan that extends for more than one year from the beginning of the fiscal year.

Lottery Funds

The share of income from the State Lottery, which has added about 1-3 percent to community college funding. A minimum of 34 percent of state lottery revenues must be used for “education of pupils.”

Mandated Costs

Expenditures that occur as a result of (or are mandated by) federal or state law, court decisions, administrative regulations, or initiative measures.

May Revise

The Governor revises his or her budget proposal in May in accordance with up-to-date projections in revenues and expenses.

Marginal costs

Costs incurred as a result of adding one unit of enrollment or production.

Modified Accrual Basis (modified cash basis)

The accrual basis of accounting adapted to governmental funds. Revenues and other financial resources (e.g., bond issue proceeds) are recognized when they become susceptible to accrual, that is, when they become both “measurable” and “available” to finance expenditures of the current period. “Available” means collectible in the current period or soon enough thereafter to be used to pay liabilities of the current period. Expenditures are recognized when the fund liability is incurred (except for inventories of materials and supplies that may be considered expenditures either when purchased or when used, and prepaid insurance and similar items that may be considered expenditures either when paid for or when consumed). All governmental funds, expendable trust funds and agency funds use the modified accrual basis of accounting.

MARIN COMMUNITY COLLEGE DISTRICT ADOPTION BUDGET 2022-2023

Noncredit

Courses that are taught for which no college credit is given. Adult education and basic English as a Second Language are two examples. The state reimbursement for non-credit education is less than for credit courses.

Nonresident Tuition

A student who is not a resident of California is required, under the uniform student residency requirements, to pay tuition. The fee shall not be less than the average statewide cost per student, and is set by the local board of trustees.

Object Code

The system of codes used in the California community colleges to classify budget and expenditures. The general classification numbers are:

- 1000 Certificated salaries
- 2000 Classified salaries
- 3000 Employee benefits
- 4000 Books, supplies, materials
- 5000 Operation expenses
- 6000 Capital outlay
- 7000 Other outgo
- 8000 Revenues

OPEB

Other Post-Employment Benefits, primarily retiree healthcare benefits. Operating Expenses. Expenses related directly to the fund's primary activities. Operating Income. Income related directly to the fund's primary activities.

Operating Budget

The current General Fund operating expenditures excluding food services, community services, capital outlay, and outgoing transfers.

MARIN COMMUNITY COLLEGE DISTRICT ADOPTION BUDGET 2022-2023

Outsourcing

The practice of contracting with private companies for services such as data processing, food services, etc.

P1 and P2

See Apportionment, above.

PERS (or CalPERS) California Public Employees' Retirement System

One of the two major retirement systems in which community college employees participate. State law requires district classified employees, districts and the State to contribute to the fund for full-time classified employees.

Proposition 13

An initiative passed in June 1978 adding Article XIII A to the California Constitution. It provided that tax rates on secured property were restricted to no more than 1 percent of full cash value. Proposition 13 also defined assessed value and required a two-thirds vote to change existing or levy new taxes.

Proposition 39

An initiative passed in 2000 that reduced the voting threshold required for local bonds from two-thirds to 55% and added conditions for proposing and using bond funds.

Proposition 98

An initiative passed in November 1988, guaranteeing at least 40 percent of the state's budget for K-12 and the community colleges. The split was proposed to be 89 percent (K-12) and 11 percent (CCC), although the split has not been maintained.

Purchase Order

A document authorizing the delivery of specified merchandise or the rendering of certain services and charging for them.

MARIN COMMUNITY COLLEGE DISTRICT ADOPTION BUDGET 2022-2023

Reserves

Funds set aside in a college district budget to provide for future expenditures or to offset future losses, for working capital, or for other purposes. There are different categories of reserves, including contingency, general, restricted and reserves for long-term liabilities.

Restricted Funds

Money that must be spent for a specific purpose either by law or by local board action. Revenue and expenditures are recorded in separate funds. Funds restricted by board action may be called “designated” or “committed” to differentiate them from those restricted by external agencies. Examples of restricted funds include the federal vocational education act and other federal program funds; state “categorical” programs such as those for disabled and disadvantaged students; state monies targeted for specific purposes, such as instructional equipment replacement; grants for specific programs; and locally generated revenues such as the health and parking fees. Funds restricted by local board action may later be unrestricted by board action.

Retiree Health Benefits

Benefits provided to retirees provide health insurance, negotiated through collective bargaining. Also called “Other Post-Employment Benefits.”

Revenue

Income from all sources.

Revenue Bonds

Bonds whose principal and interest are payable exclusively from earnings of the funded facilities operations.

Revenue Limit

The specific amount of student enrollment fees, state and local taxes that a college district may receive per student for its general education budget. Annual increases are determined by Proposition 98 formula or the Legislature.

MARIN COMMUNITY COLLEGE DISTRICT ADOPTION BUDGET 2022-2023

Revolving Fund

A revolving cash account used to secure or purchase services or materials.

Rollover Budgeting

A budget constructed by rolling forward the previous year's budget as the starting point and then making adjustments.

75/25 Ratio

The goal established by AB1725 for the ratio of classes taught by full-time faculty to those taught by part-time faculty. Districts not at the 75% level have an obligation to make progress toward the goal—a "full time faculty obligation (FTO)." Compliance is achieved through the use of the annual Faculty Obligation Number (FON).

Scheduled Maintenance

A defined schedule for major repairs of buildings and equipment. Some matching state funds may be available to districts for a scheduled maintenance program.

Shortfall

An insufficient allocation of money, which will require additional appropriations, reduction in expenditures, and/or will result in deficits.

Short-Term Debt

Debt with a maturity of one year or less after the date of issuance. Short-term debt usually includes variable-rate debt, bond anticipation notes, tax revenue anticipation notes and revenue anticipation notes.

Special Revenue Funds

A category of funds used to account for proceeds of specific legally restricted revenue for and generated from activities not directly related to the educational program of the college.

MARIN COMMUNITY COLLEGE DISTRICT ADOPTION BUDGET 2022-2023

State Apportionment

An allocation of state money paid to a district on a monthly basis once the state budget is enacted.

STRS (CalSTRS) California State Teachers' Retirement System. State law requires that school district employees, school districts and the State contribute to the fund for full- time academic employees.

Student Financial Aid Funds

Funds designated for grants and loans to students; includes federal Pell grants, College Work-Study, and the state funded EOPS grants and fee waiver programs.

Subventions

Provision of assistance or financial support, usually from higher governmental units to local governments or college districts, for example to compensate for loss of funds due to tax exemptions.

Supervisor

For the purpose of Education Code Section 84362 (the Fifty Percent Law), "Supervisor" means any employee having authority, on behalf of the district, to hire, transfer, suspend, lay off, recall, promote, discharge, assign, reward, discipline other employees, adjust their grievances, or effectively recommend such action, if the exercise of such authority is not of a merely routine or clerical nature.

Supplanting

To use one type of funds to provide goods or services previously paid for with another type of funds. Generally, it is prohibited to use state or federal funds to replace local funds.

Tentative Budget

The preliminary budget approved by the Board of Trustees in June, prior to when state allocations have been finalized.

MARIN COMMUNITY COLLEGE DISTRICT ADOPTION BUDGET 2022-2023

Title 5, California Code of Regulations

The section of the California Administrative Code that regulates community colleges. The Board of Governors adopts Title 5 regulations. Available online at <http://government.westlaw.com/linkedslice/default.asp?RS=GVT1.0&VR=2.0&SP=CCR-1000&Action=Welcome>

TOP Code

Taxonomy of Programs, in which numbers are assigned to programs to use in budgeting and reporting.

TRANS

Tax and Revenue Anticipation Notes: instruments issued to secure short-term moneys borrowed in expectation of collection of taxes and other revenues. The notes are paid off with operating revenue.

Unappropriated Fund Balance

The portion of a fund balance not segregated for specific purposes. All assets and estimated income available for appropriation are credited to the account and General Reserve; budgeted appropriations and other obligations are debited. The net value of the account represents the Unappropriated Fund Balance.

Unencumbered Balance

That portion of an appropriation or allotment not yet expended or obligated.

Unfunded FTES

FTES that are generated in excess of the enrollment/FTES cap.

Unrestricted Funds

Generally those monies of the General Fund that are not designated by law or a donor agency for a specific purpose. They are legally regarded as unrestricted since their use is at the Board's discretion.

**MARIN COMMUNITY COLLEGE DISTRICT
ADOPTION BUDGET 2022-2023**

Vacation Accruals

The amount of vacation accrued by employees but not yet taken. It may be shown as a liability.

Warrants

A written order drawn to pay a specified amount to a designated payee.

Work Order

A written authorization for the performance of a particular job containing a description of the nature and location of the job and specifications for the work to be performed.

WSCH

Weekly Student Contact Hours, the number of weekly hours that a student spends in classes for a full-census course (17 weeks), e.g. three WSCH for a three unit course. It is part of the formula used to determine faculty workload as well as apportionment.

Zero Based Budgeting

A budget constructed by starting each line allocation from zero – rather than the previous year's figure – and then justifying additions.

This page intentionally left blank.



MARINERS